

NEW
EDITION • AUSGABE
2007-2008

PRESS BRAKE TOOLING

EURAM

COMPANY
WITH QUALITY SYSTEM
CERTIFIED BY DNV
=ISO 9001/2000=

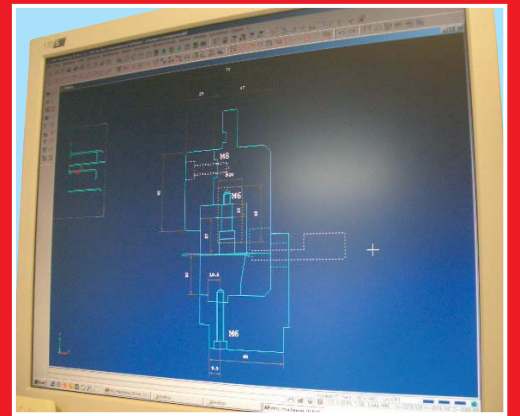


**UTENSILI AD ALTA PRECISIONE PER
PRESSE PIEGATRICI**

PRECISION PRESS BRAKE TOOLS

PRÄZISIONS ABKANTWERKZEUGE

OUTILS DE PLIAGE HAUTE PRECISION



E U R A M



UMBERTO L. COELLI - President & C.E.O.



www.euram.it





**Spedizione tassativa entro le 24 ore
per tutti gli articoli con questo logo.**

*Delivery within 24 hours for all items with this logo
J.I.T. (Just in Time) service.*



24h

**Alle Artikel mit diesem Symbol f hren wir ab Lager!
24-Std.-Lieferservice.**

***Exp dition formelle dans les 24 heures
pour toutes les articles avec ce label.***



**Spedizione entro le 6 settimane
per tutti gli articoli con questo logo.**

*Delivery within 6 weeks
for all items with this logo.*

**Alle Artikel mit diesem Symbol f hren wir ab Lager!
6-W-Lieferservice.**

***Exp dition dans les 6 semaines
pour toutes les articles avec ce label.***

INDICE - INDEX

Punzoni - PUNCHES _____	p. 5
Grafici dei limiti di piegatura - Bend Limit Graphics _____	p. 14
Matrici - Dies _____	p. 26
Utensili piega-schiaccia - Hemming Tooling _____	p. 38
Piega-schiaccia pneumatici - Pneumatic Hemming Tooling _____	p. 39
Supporti Matrici - Lower Tool Holders _____	p. 41
Intermediari Supporto Punzoni - Intermediate Upper Tool Holders _____	p. 44
Staffa di sicurezza - Security Clamp _____	p. 46
Staffa idraulica a bloccaggio rapido - Hydra Fast Clamp _____	p. 47
Punzoni tipo Wila / Trumpf - Upper Tools Wila / Trumpf system _____	p. 50
Matrici tipo Wila / Trumpf - Lower Tools Wila / Trumpf system _____	p. 52
Utensili speciali - Special tools _____	p. 54
Tabella di piegatura - Bending table _____	p. 56

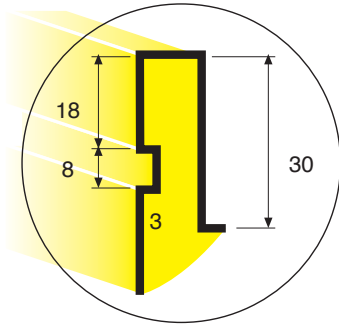
PUNZONI PUNCHES



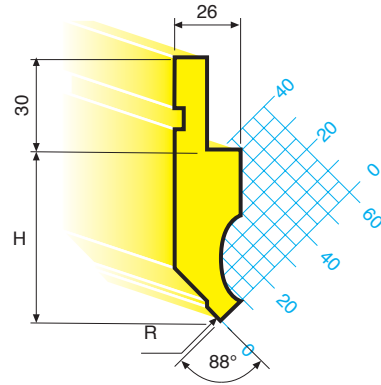
Utensili per presse piegatrici realizzati con standards di qualità superiore, temprati a induzione sulle parti di lavoro e totalmente rettificati. Mat.: acciaio C 50 (50-52 HRC)★ - Mat.: UNI EN 10083/1 - ISO 683 - (42CrM04) - (53-60 HRC)★★

Press Brake Tooling in best quality, induction hardened and ground on the working surfaces. Mat.: CK 50 (50-52 HRC)★ - Mat.: UNI EN 10083/1 - ISO 683 - (42CrM04) - (53-60 HRC)★★

★ 1010 / A / 88°



R = 0.2 mm / H = 66.90
 R = 0.8 mm / H = 66.60
 R = 1.5 mm / H = 65.90
 R = 2.3 mm / H = 65.60
 R = 3 mm / H = 65.25

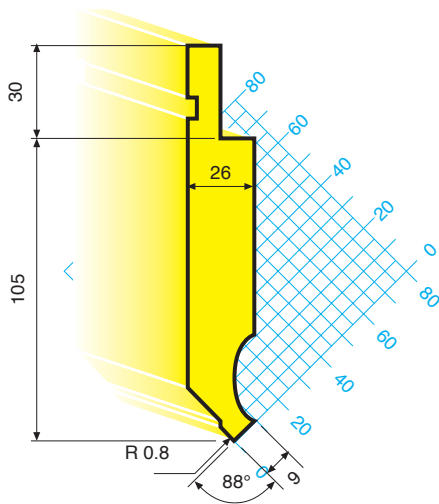


SOLID

100 T / m



★ 1010 / A / 88° / 0.8 / 105

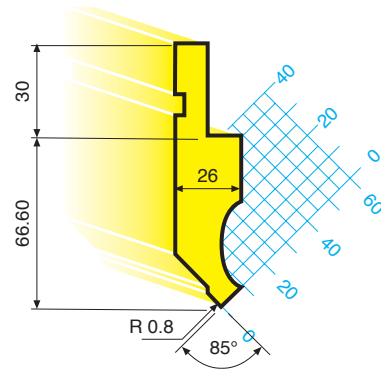


SOLID

100 T / m



★ 1010 / A / 85° / 0.8

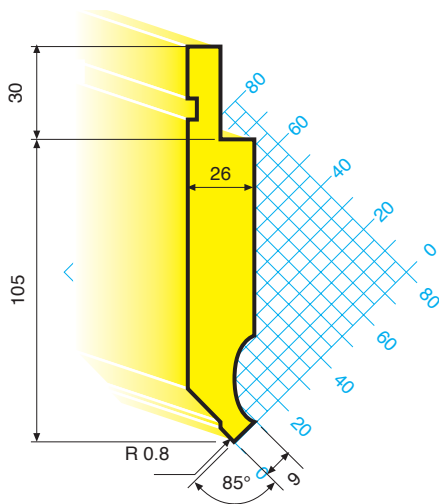


SOLID

100 T / m



★ 1010 / A / 85° / 0.8 / 105

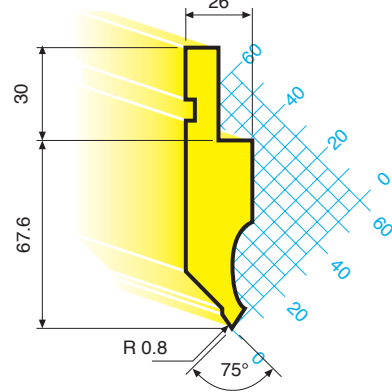


SOLID

100 T / m



★ 1010 / A / 75° / 0.8



SOLID

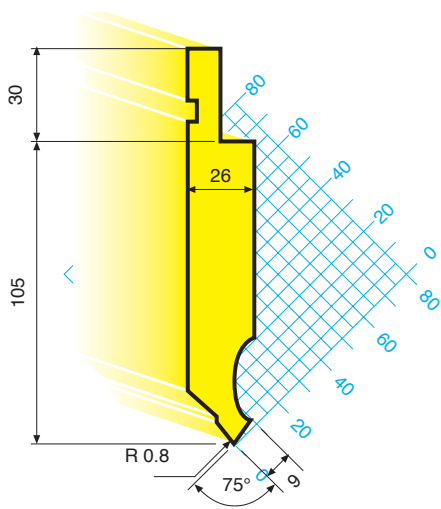
100 T / m



Abkantwerkzeuge in bester Qualität, induktionsgehärtet -
Arbeitsflächen geschliffen. Mat.: CK 50 (50-52 HRC) ★ - Mat.:
UNI EN 100083/1 - ISO 683 - (42CrM04) - (53-60 HRC) ★★

Outils de pliage de qualité supérieure trempés par induction
avec faces principales rectifiées. Mat.: CK 50 (50-52 HRC) ★ -
Mat.: UNI EN 100083/1 - ISO 683 - (42CrM04) - (53-60 HRC) ★★

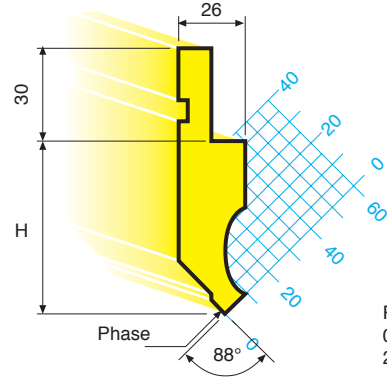
★ 1010 / A / 75° / 0.8 / 105



SOLID 100 T / m



★ 1010 / 88°

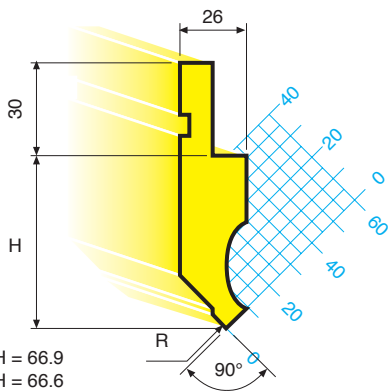


SOLID 100 T / m



Phase
0.8 mm H = 66.1
2.9 mm H = 65

★ 1010 / A / 90°

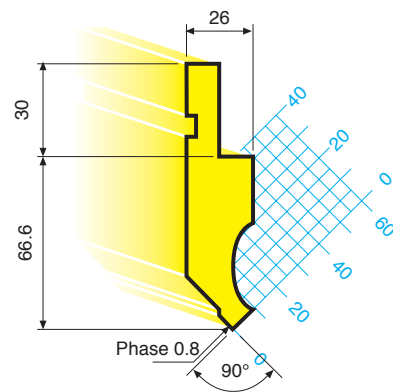


R = 0.2 mm / H = 66.9
R = 0.8 mm / H = 66.6

SOLID 100 T / m



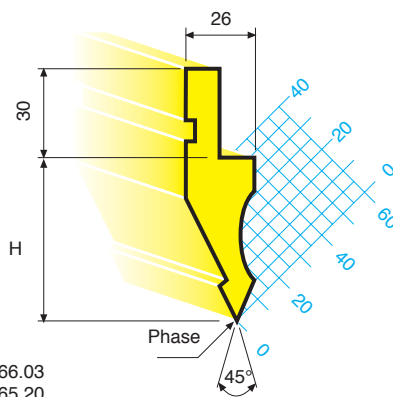
★ 1010 / 90° / 0.8



SOLID 100 T / m



★ 1011 / 45°

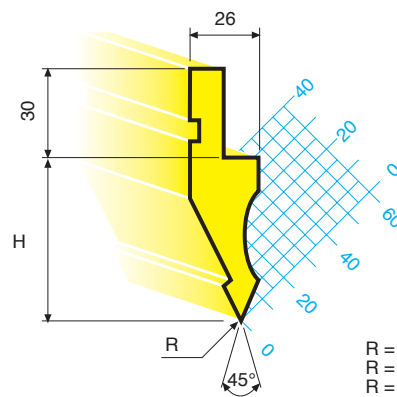


Phase
0.8 mm / H = 66.03
1.5 mm / H = 65.20

SOLID 70 T / m



★ 1011 / A / 45°



SOLID 70 T / m

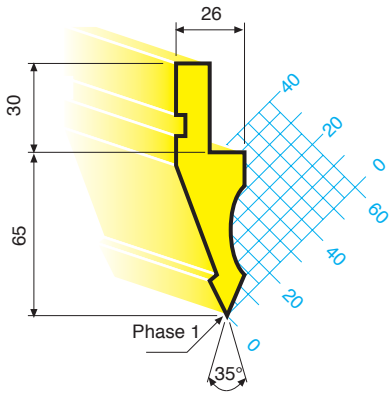


R = 0.4 mm / H = 66.40
R = 0.8 mm / H = 66.03
R = 1.5 mm / H = 65.20

Lunghezza Standard:
 Standard Length:
 Standardlängen:
 Longueur Standard:

835 mm; 415 mm; 835 frazionati
 835 mm; 415 mm; 835 sectioned
 835 mm; 415 mm; 835 sektioniert
 835 mm; 415 mm; 835 fractionn

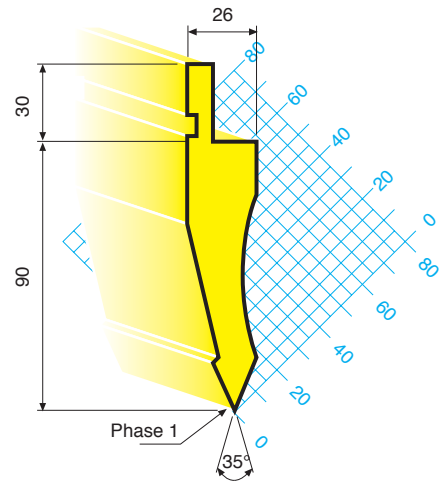
★ 3864 / 35° / 1



SOLID 50 T / m



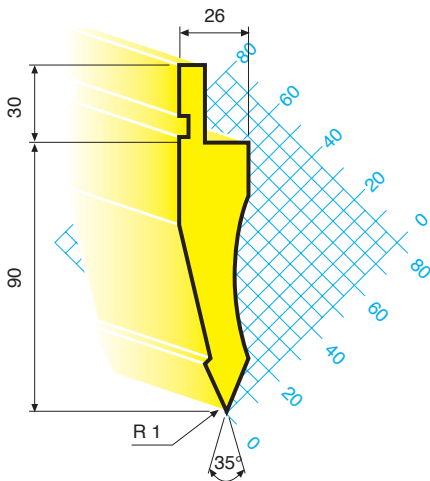
★ 1012 / 35° / 1



SOLID 50 T / m



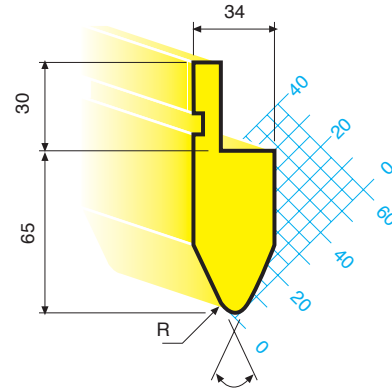
★ 1012 / A / 35°



SOLID 50 T / m



★ 1013

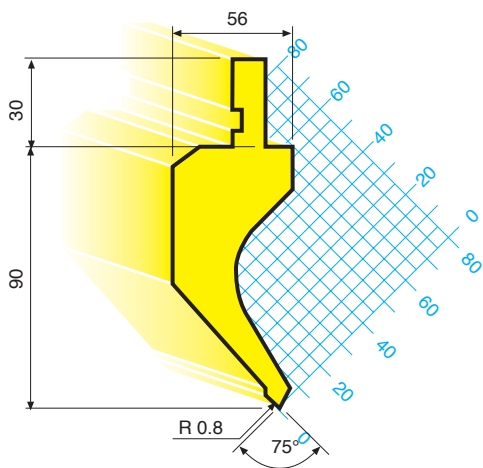


SOLID 100 T / m



R = 5 mm - 35°
 R = 6 mm - 60°
 R = 6 mm - 80°

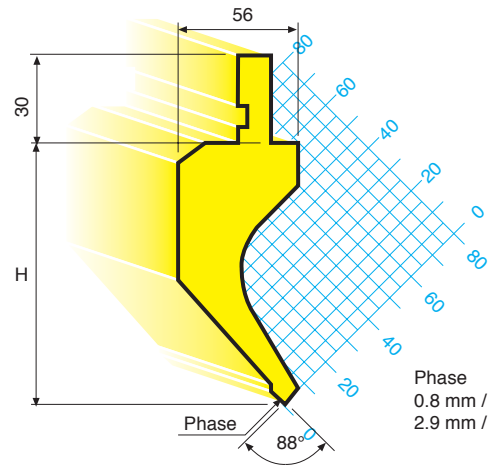
★ 1014 / A / 75° / 0.8



SOLID 50 T / m



★ 1014 / 88°



SOLID 50 T / m

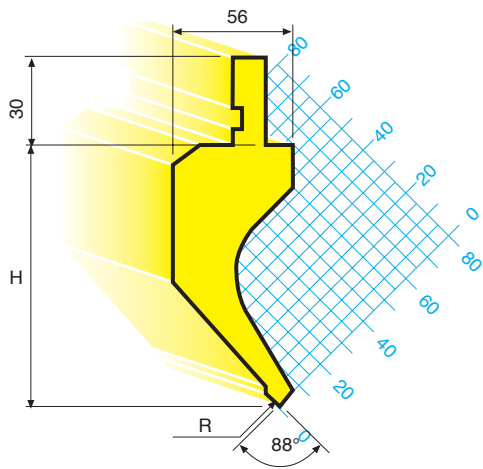


Phase
 0.8 mm / H = 89.59
 2.9 mm / H = 88.50

Utensili per presse piegatrici realizzati con standards di qualità superiore, temprati a induzione sulle parti di lavoro e totalmente rettificati. Mat.: acciaio C 50 (50-52 HRC)★ - Mat.: UNI EN 10083/1 - ISO 683 - (42CrM04) - (53-60 HRC)★★

Press Brake Tooling in best quality, induction hardened and ground on the working surfaces. Mat.: CK 50 (50-52 HRC)★ - Mat.: UNI EN 10083/1 - ISO 683 - (42CrM04) - (53-60 HRC)★★

★ 1014 / A / 88°

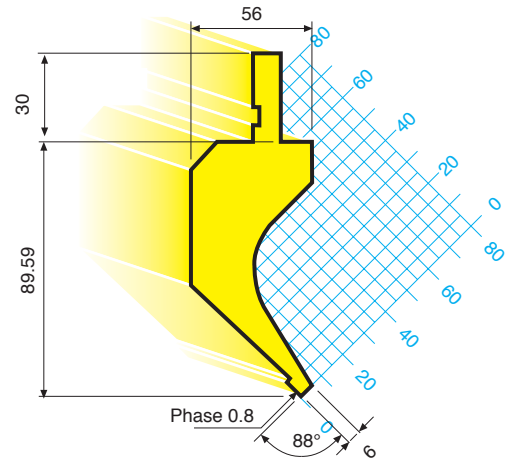


R 0.2 mm / H = 89.91
R 0.8 mm / H = 89.65
R 3 mm / H = 88.68

SOLID 50 T / m



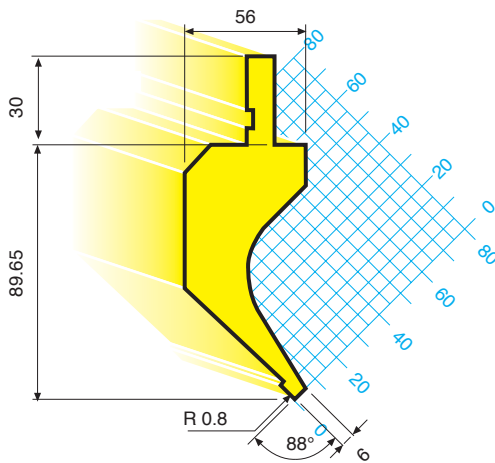
★ 1014 / 88° / 0.8 / 6



SOLID 50 T / m



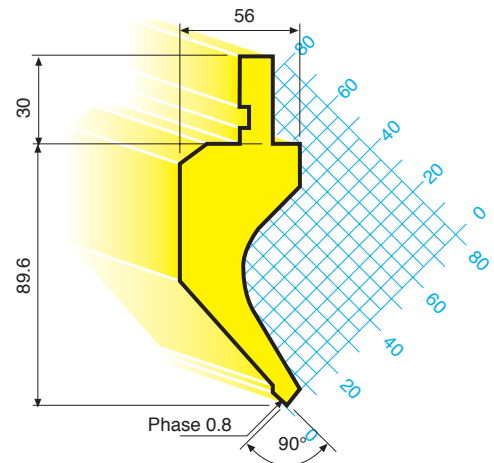
★ 1014 / A / 88° / 0.8 / 6



SOLID 50 T / m



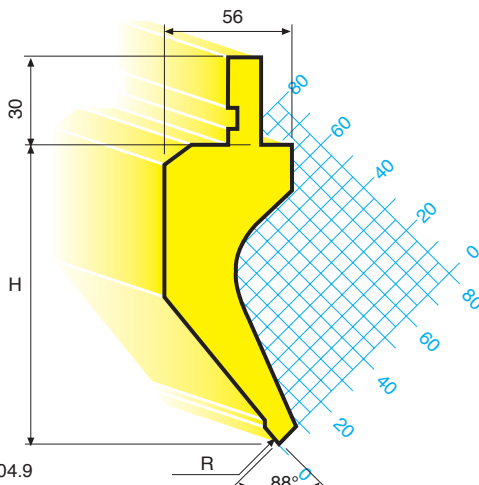
★ 1014 / 90° / 0.8



SOLID 50 T / m



★ 1015 / A / 88°

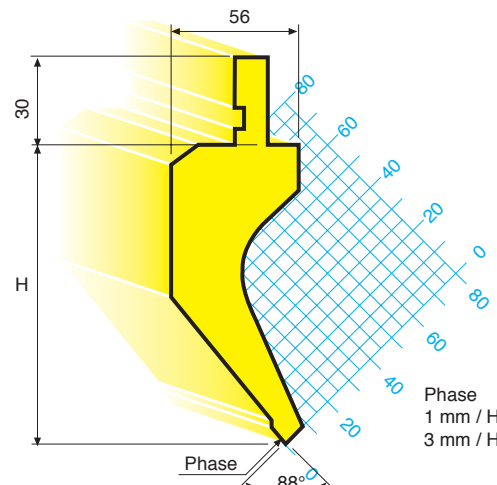


R 0.2 / H = 104.9
R 0.8 / H = 104.6
R 1.5 / H = 103.9

SOLID 50 T / m



★ 1015 / 88°



SOLID 50 T / m

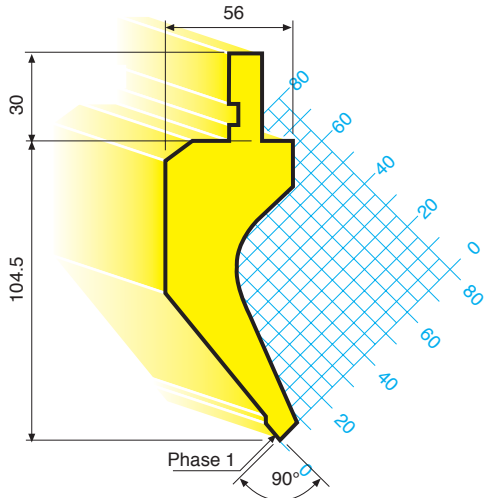


Phase
1 mm / H = 104.48
3 mm / H = 103.45

Abkantwerkzeuge in bester Qualität, induktionsgehärtet -
Arbeitsflächen geschliffen. Mat.: CK 50 (50-52 HRC)★ - Mat.:
UNI EN 10083/1 - ISO 683 - (42CrM04) - (53-60 HRC)★★

Outils de pliage de qualité supérieure trempés par induction
avec faces principales rectifiées. Mat.: CK 50 (50-52 HRC)★ -
Mat.: UNI EN 10083/1 - ISO 683 - (42CrM04) - (53-60 HRC)★★

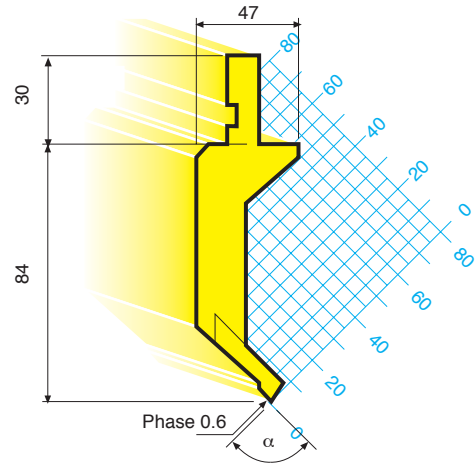
★ 1015 / 90° / 1



SOLID 50 T / m



★ 1016 / α / 0.6

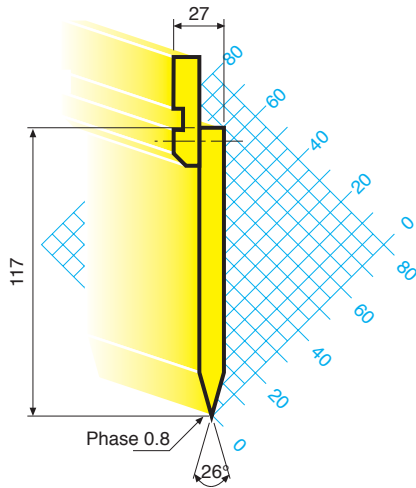


SOLID 15 T / m



α = 88°
= 90°

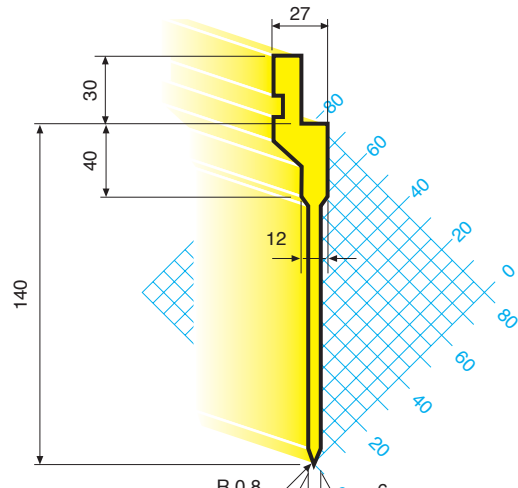
★ 1017 / 26° / 0.8



SOLID 50 T / m



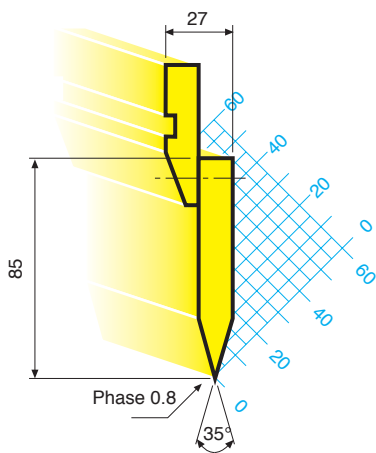
★ 1017 / A / 30° / 0.8 / W



SOLID 40 T / m



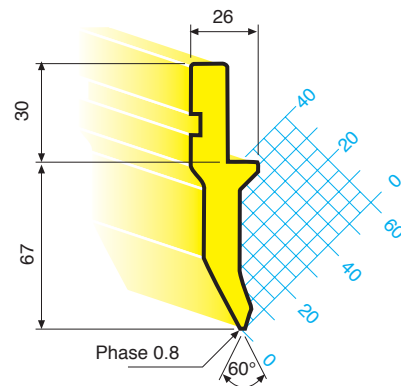
★ 1017 / 35° / 0.8



SOLID 50 T / m



★ 1018 / 60° / 0.8



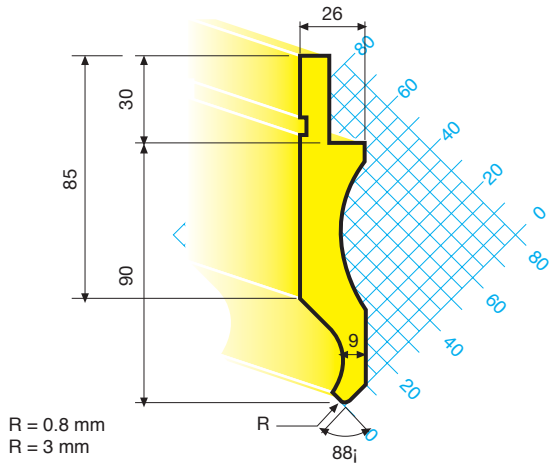
SOLID 50 T / m



Lunghezza Standard:
 Standard Length:
 Standardlängen:
 Longueur Standard:

835 mm; 415 mm; 835 frazionati
 835 mm; 415 mm; 835 sectioned
 835 mm; 415 mm; 835 sektioniert
 835 mm; 415 mm; 835 fractionn

★ 1019 / A / 88°

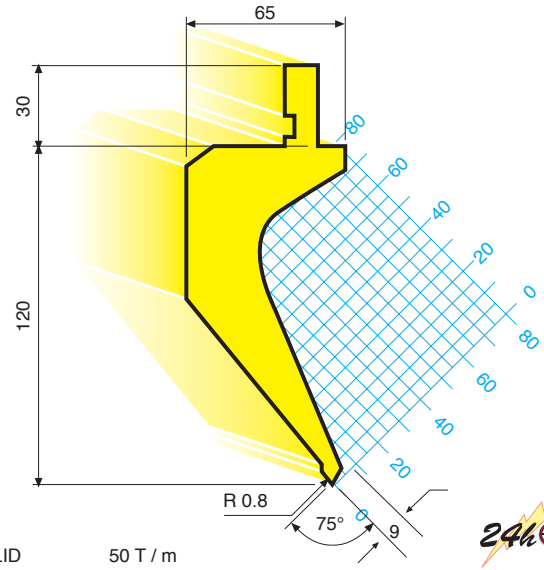


R = 0.8 mm
 R = 3 mm

SOLID 50 T / m



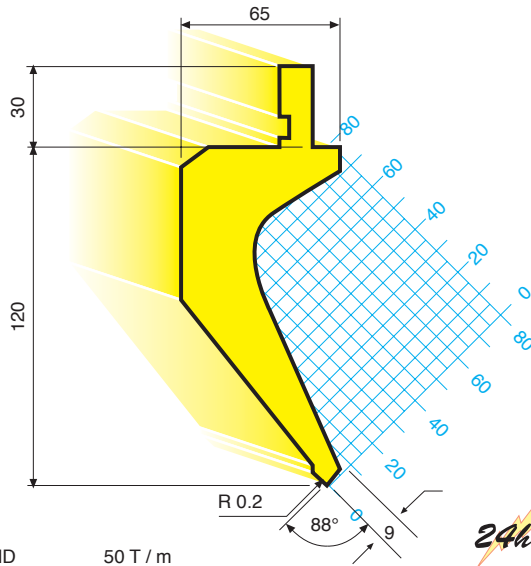
★ 1020 / A / 75° / 0.8



SOLID 50 T / m



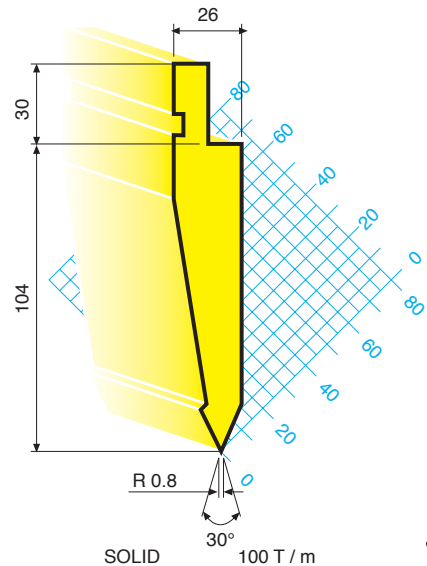
★ 1020 / A / 88° / 0.2



SOLID 50 T / m



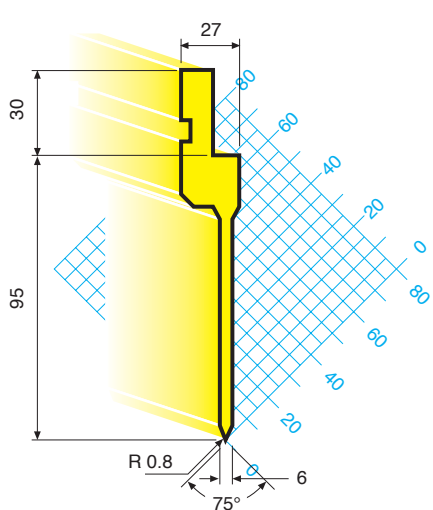
★ 1021 / A / 30° / 0.8



SOLID 100 T / m



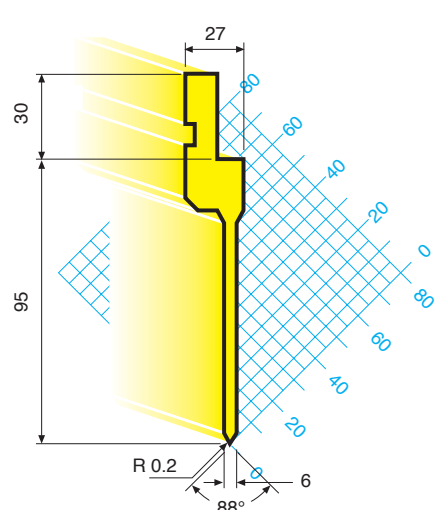
★ 1022 / A / 75° / 0.8



SOLID 50 T / m



★ 1022 / A / 88° / 0.2



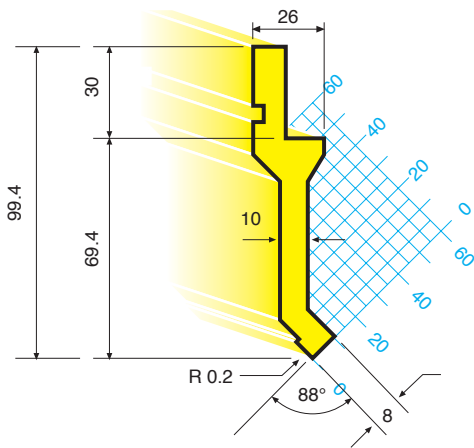
SOLID 50 T / m



Utensili per presse piegatrici realizzati con standards di qualità superiore, temprati a induzione sulle parti di lavoro e totalmente rettificati. Mat.: acciaio C 50 (50-52 HRC)★ - Mat.: UNI EN 10083/1 - ISO 683 - (42CrM04) - (53-60 HRC)★★

Press Brake Tooling in best quality, induction hardened and ground on the working surfaces. Mat.: CK 50 (50-52 HRC)★ - Mat.: UNI EN 10083/1 - ISO 683 - (42CrM04) - (53-60 HRC)★★

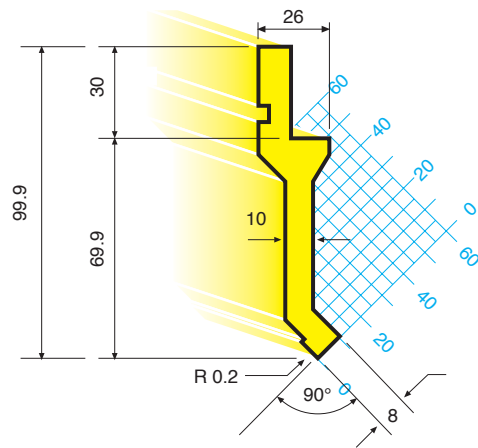
★ 1023 / A / 88° / 0.2



SOLID 30 T / m



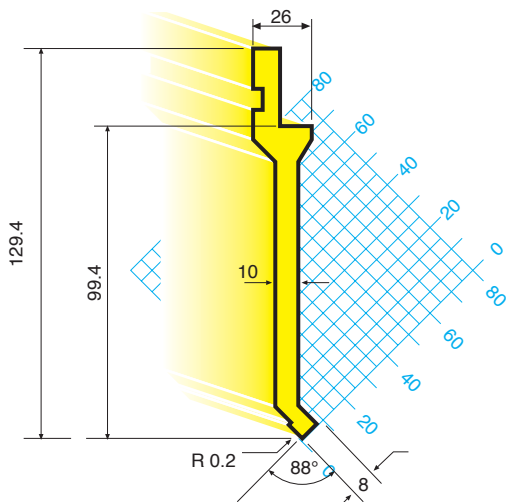
★ 1023 / A / 90° / 0.2



SOLID 30 T / m



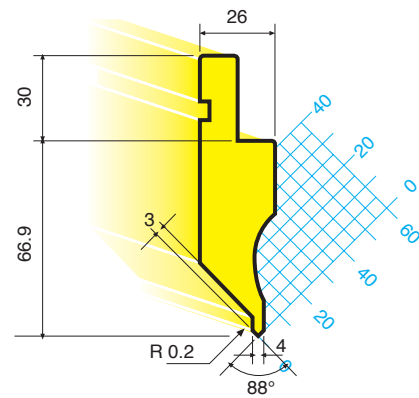
★ 1024 / A / 88° / 0.2



SOLID 30 T / m



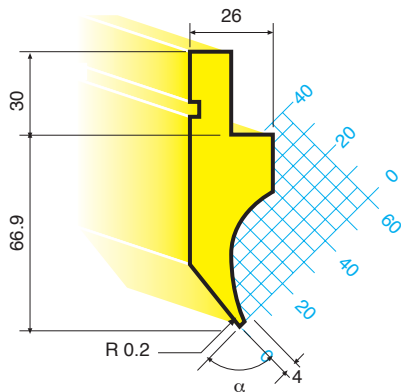
★ 1025 / A / 88° / 0.2



SOLID 40 T / m



★ 1026 / α / 0.2

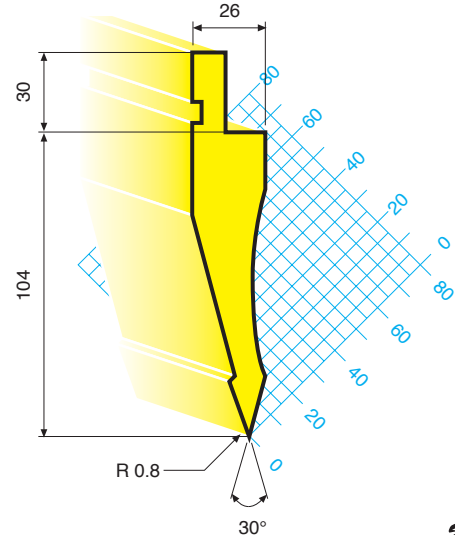


α = 90°
= 88°

SOLID 20 T / m



★ 1027 / A / 30° / 0.8

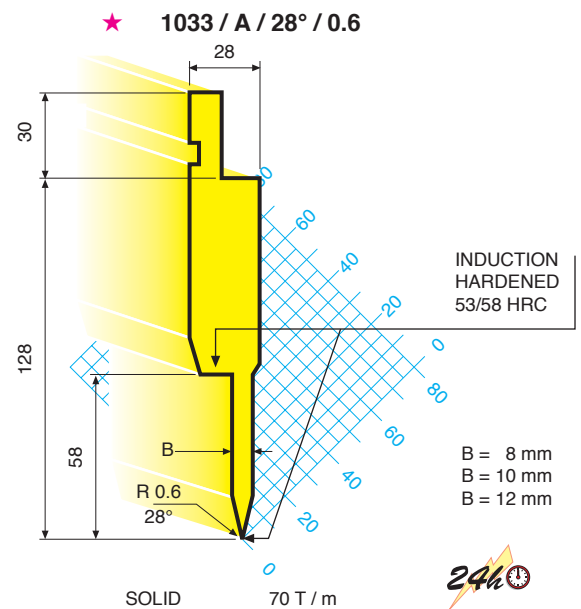
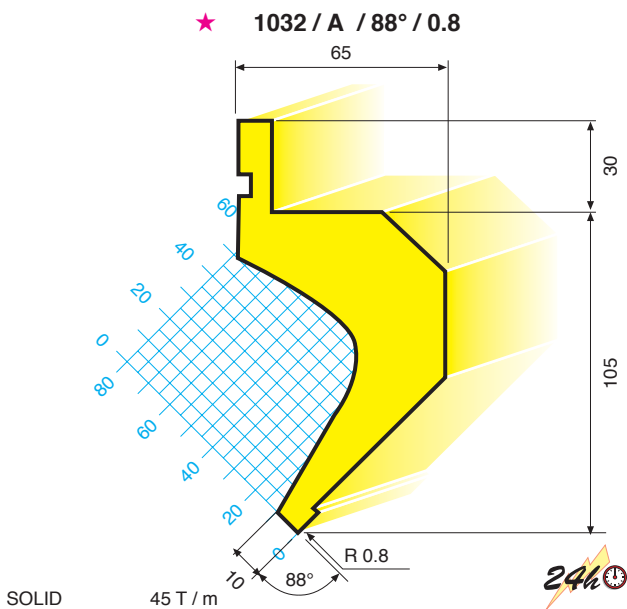
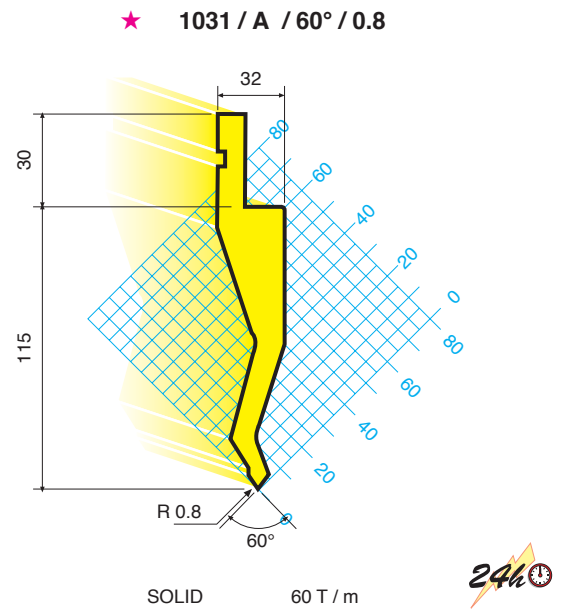
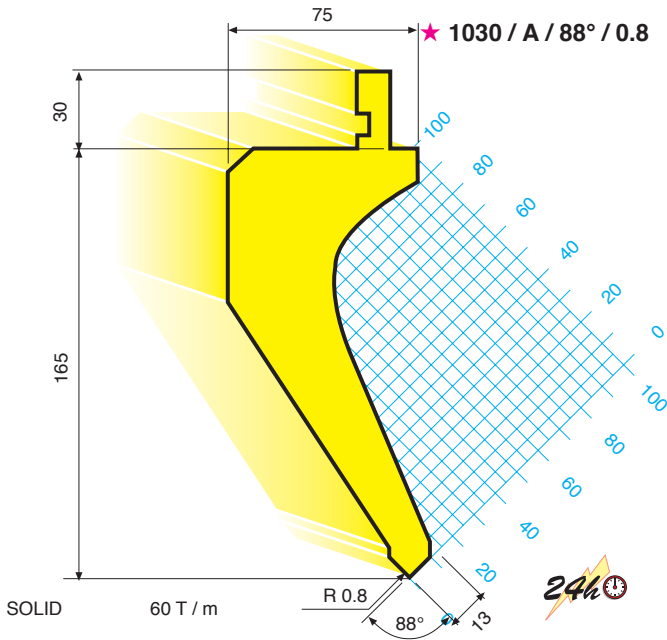
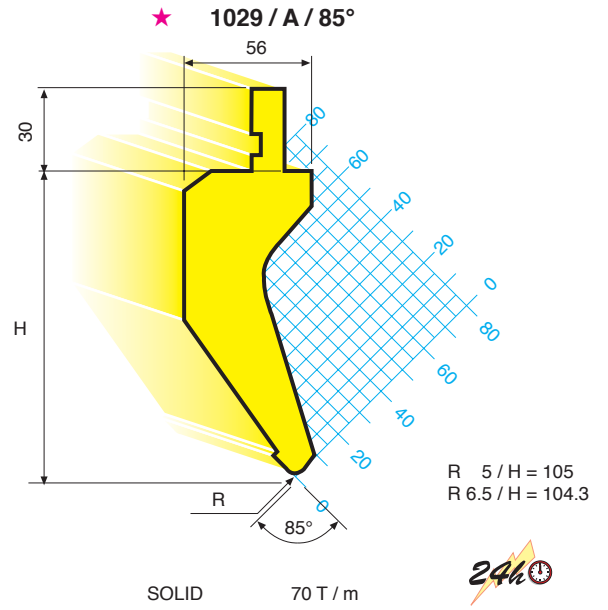
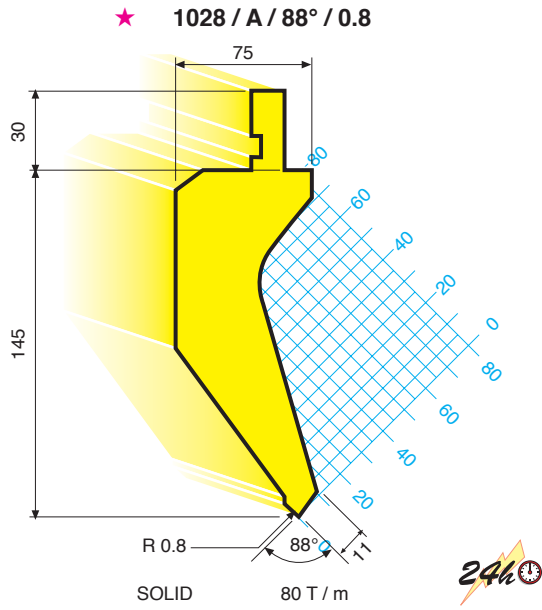


SOLID 50 T / m



Abkantwerkzeuge in bester Qualität, induktionsgehärtet -
Arbeitsflächen geschliffen. Mat.: CK 50 (50-52 HRC) ★ - Mat.:
UNI EN 100083/1 - ISO 683 - (42CrM04) - (53-60 HRC) ★★

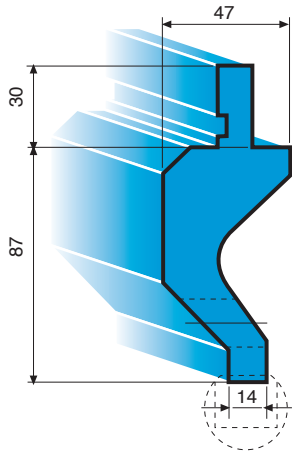
Outils de pliage de qualif sup rieure tremp s par induction
avec faces principales rectifi es. Mat.: CK 50 (50-52 HRC) ★ -
Mat.: UNI EN 100083/1 - ISO 683 - (42CrM04) - (53-60 HRC) ★★



Lunghezza Standard:
 Standard Length:
 Standardl ngen:
 Longueur Standard:

835 mm; 415 mm; 835 frazionati
 835 mm; 415 mm; 835 sectioned
 835 mm; 415 mm; 835 sektioniert
 835 mm; 415 mm; 835 fractionn

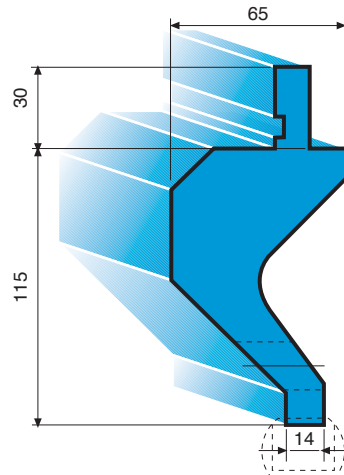
4003



SOLID 50 T / m



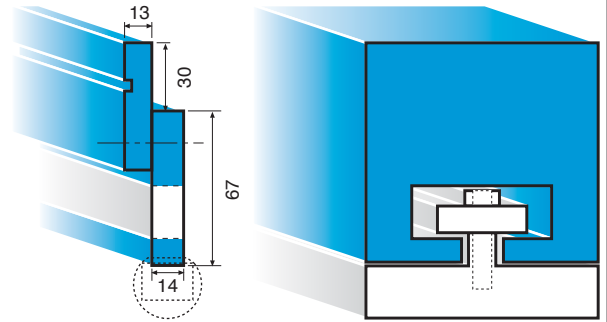
4004



SOLID 50 T / m



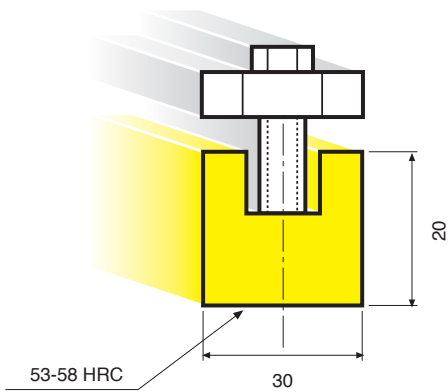
4005



100 T / m



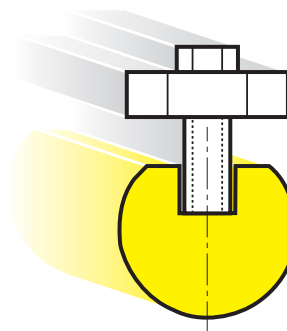
★★ 4002



SOLID 100 T / m



4009 / R



SOLID 100 T / m

- R = 7,5 mm
- R = 10 mm
- R = 12,5 mm
- R = 15 mm
- R = 17,5 mm
- R = 20 mm
- R = 25 mm
- R = 30 mm
- R = 40 mm
- R = 50 mm



Frazionatura standard per 835 mm ¥ Standard sectioning for 835 mm
 Standard Sektionierung f r 835 mm ¥ Fractionnement standard pour 835 mm

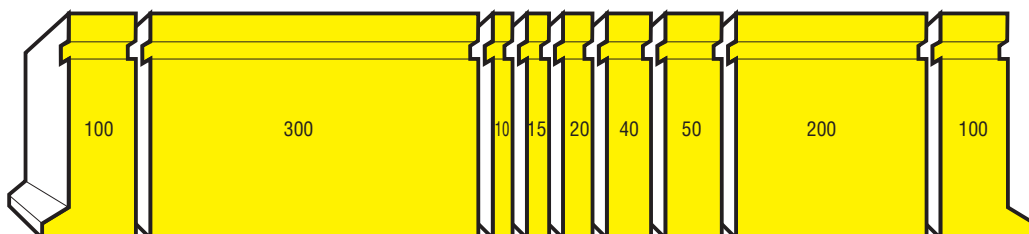


Grafico del limite di piegatura - Bend Limit Graphic 1010 - 1010 / A

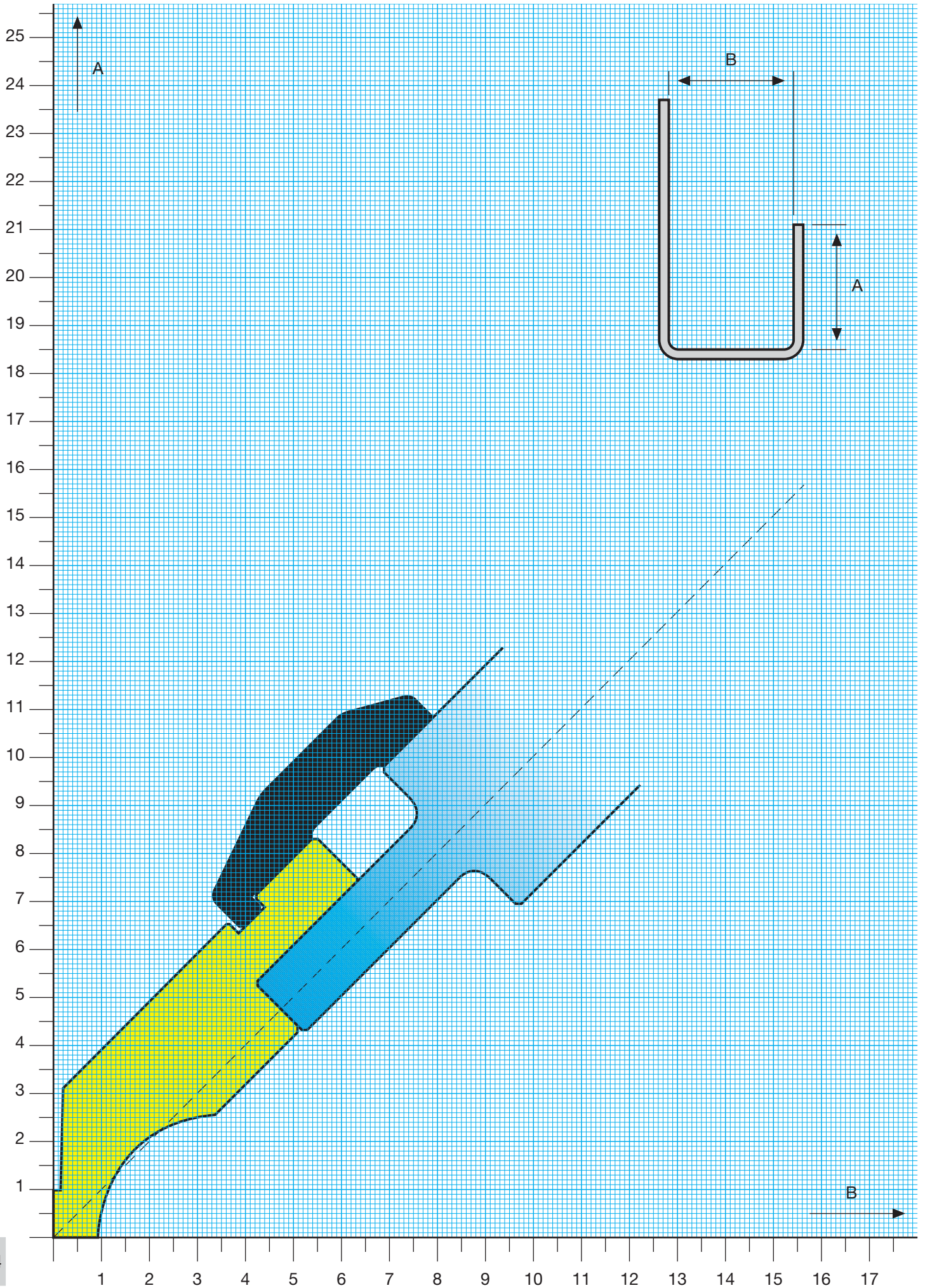


Grafico del limite di piegatura - *Bend Limit Graphic* 1026

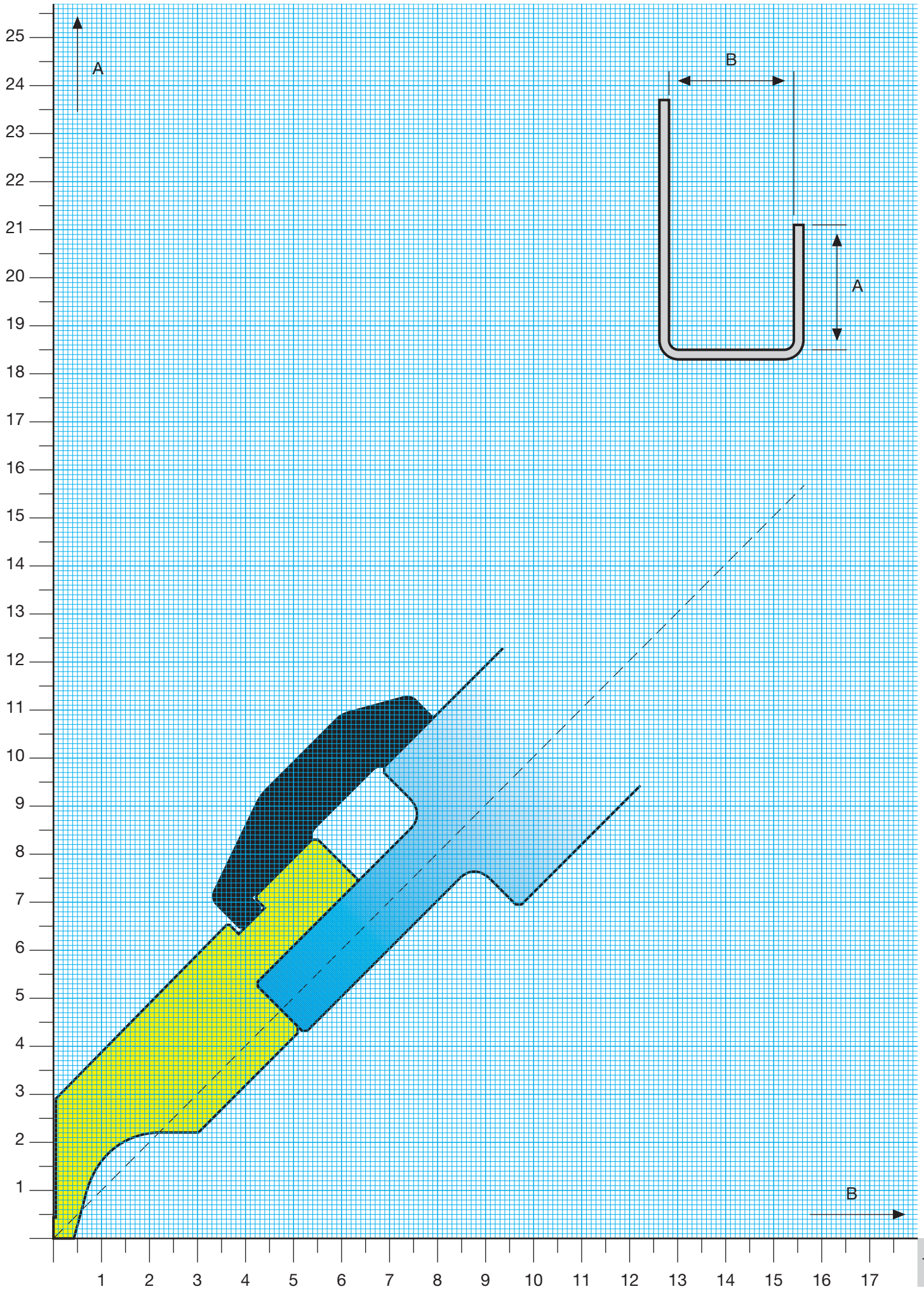


Grafico del limite di piegatura - Bend Limit Graphic 1014 - 1014 / A

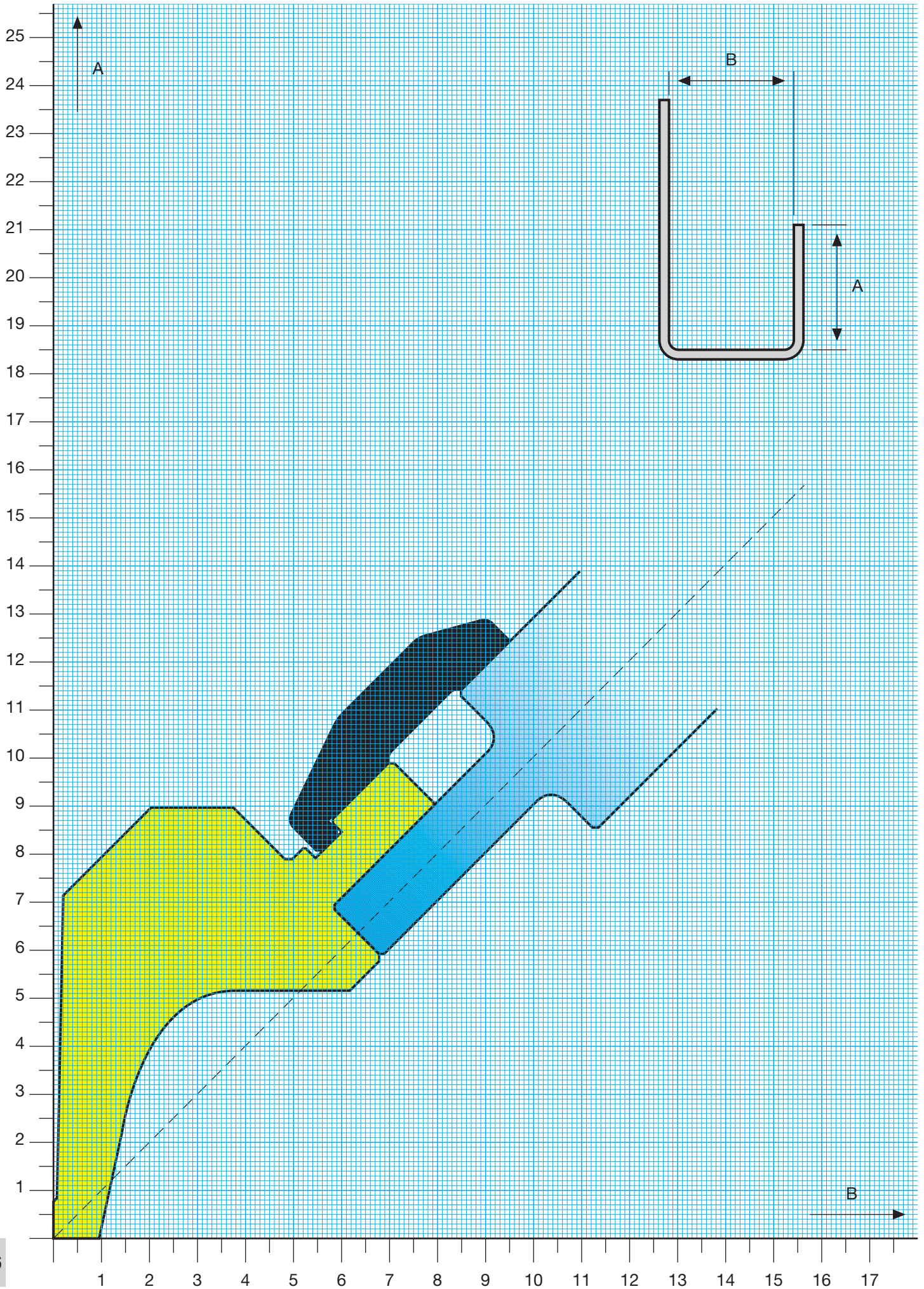


Grafico del limite di piegatura - *Bend Limit Graphic*
1014 / A / 6

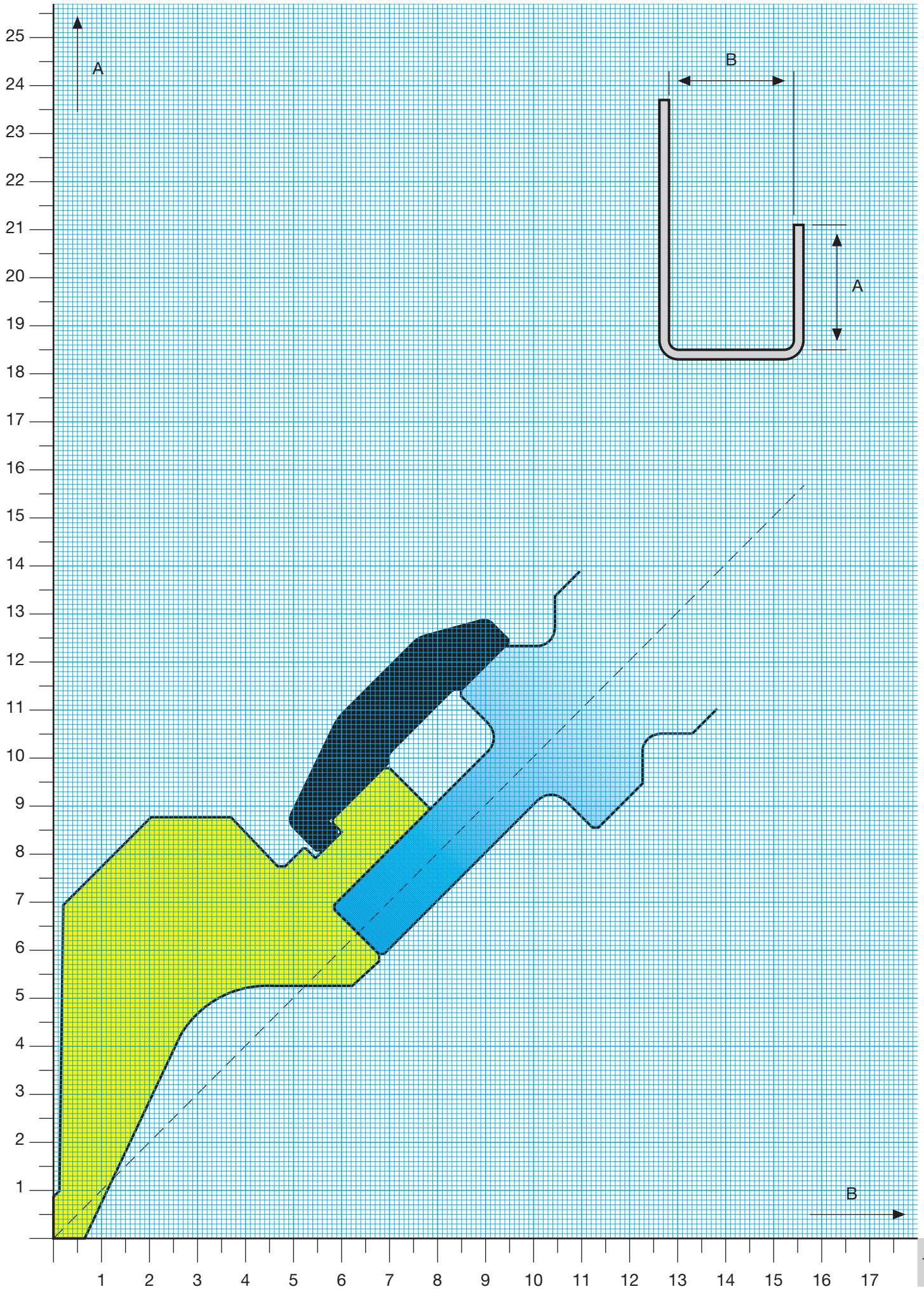


Grafico del limite di piegatura - Bend Limit Graphic 1015 - 1015 / A

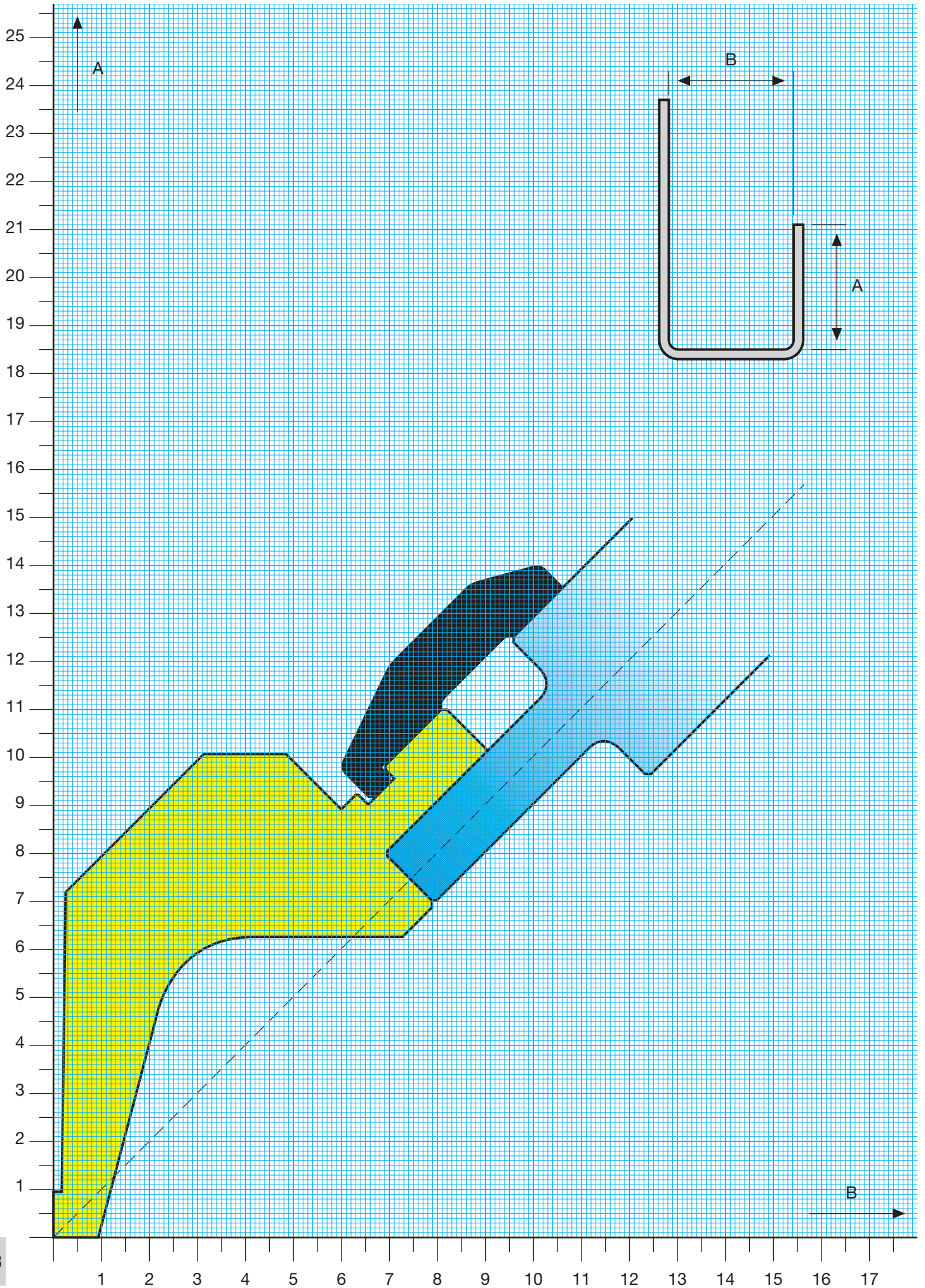


Grafico del limite di piegatura - Bend Limit Graphic 1020 / A




Grafico del limite di piegatura - *Bend Limit Graphic* 1023

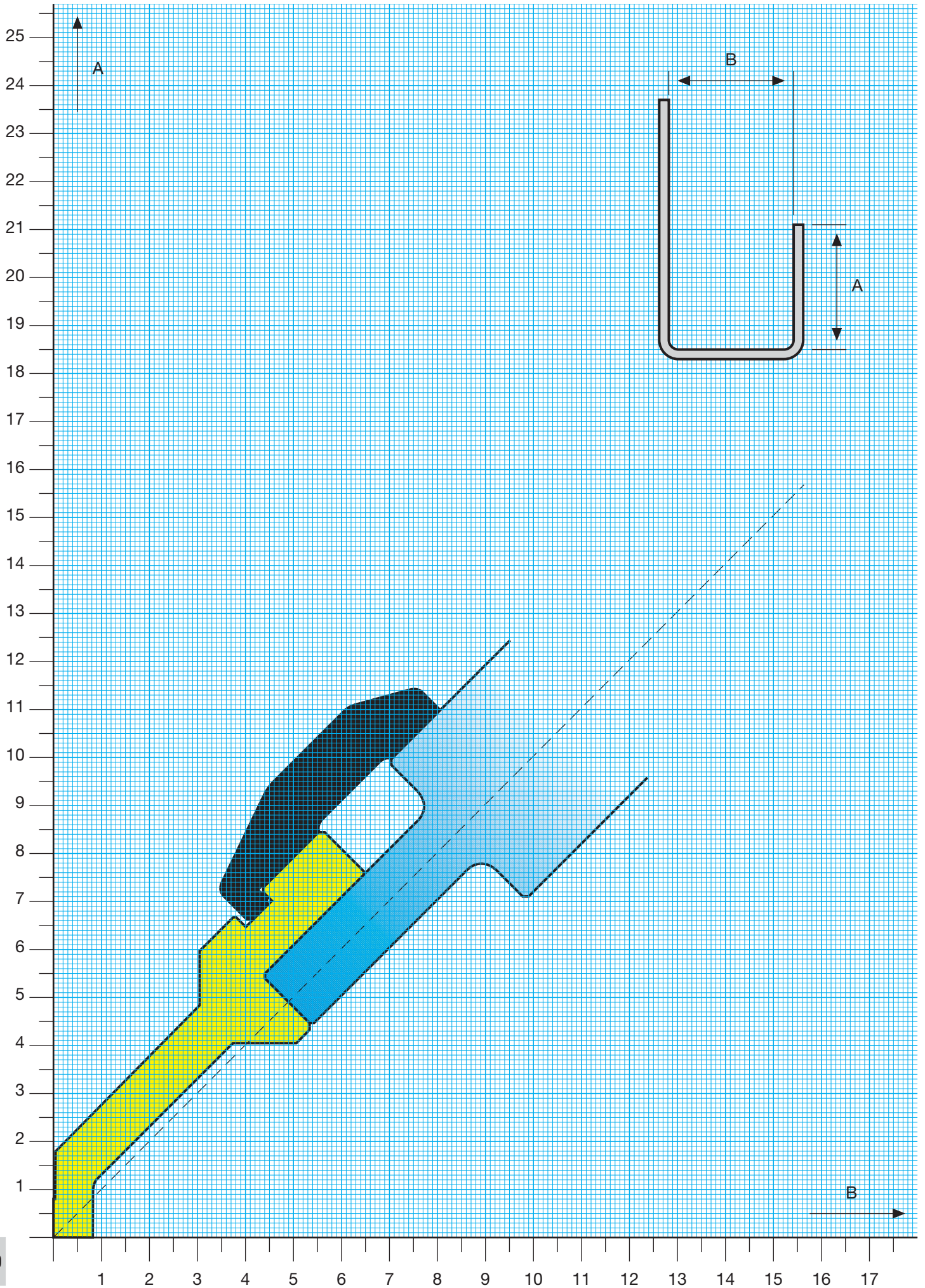


Grafico del limite di piegatura - *Bend Limit Graphic* 1024 / A

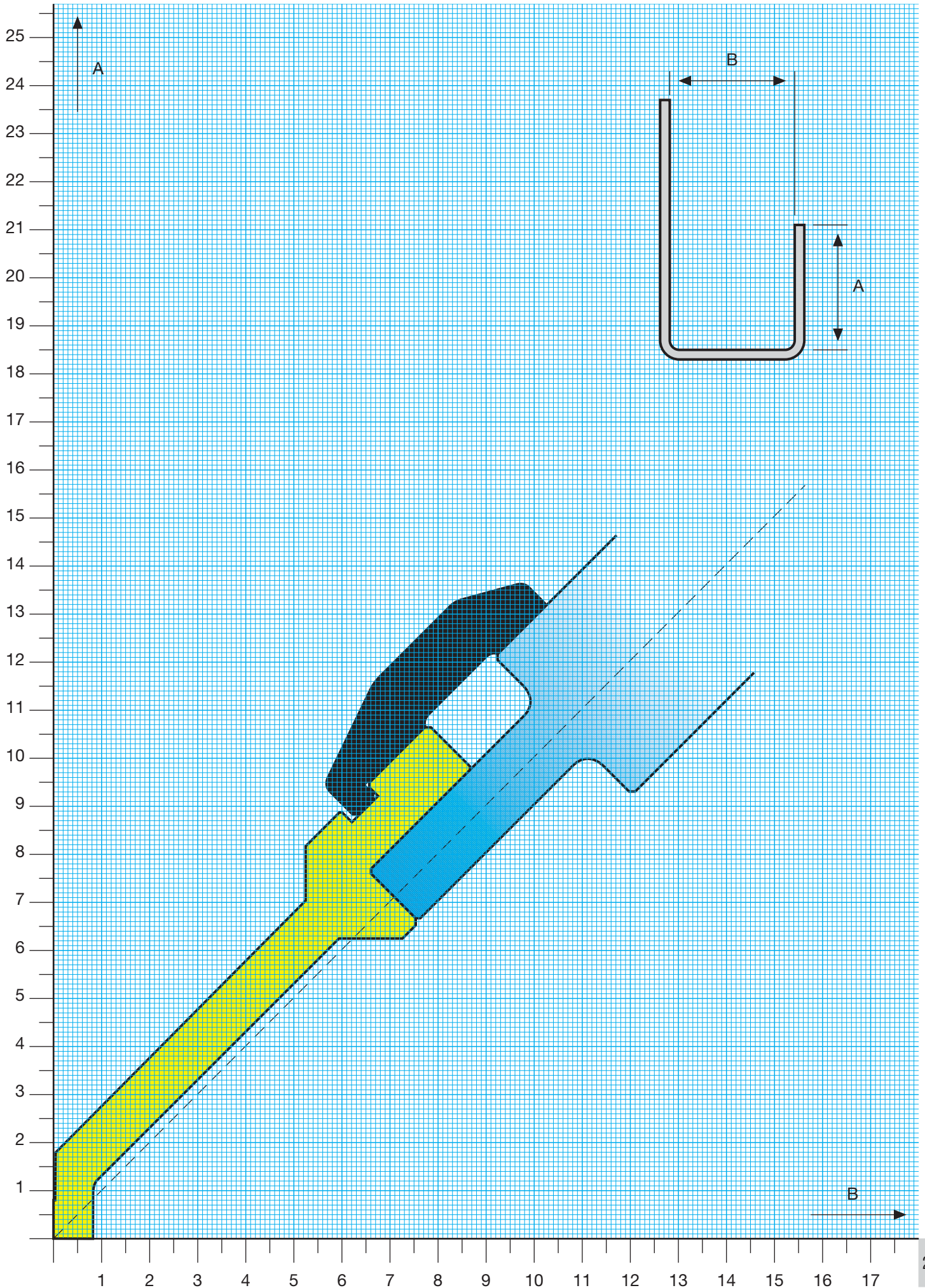


Grafico del limite di piegatura - Bend Limit Graphic 1022

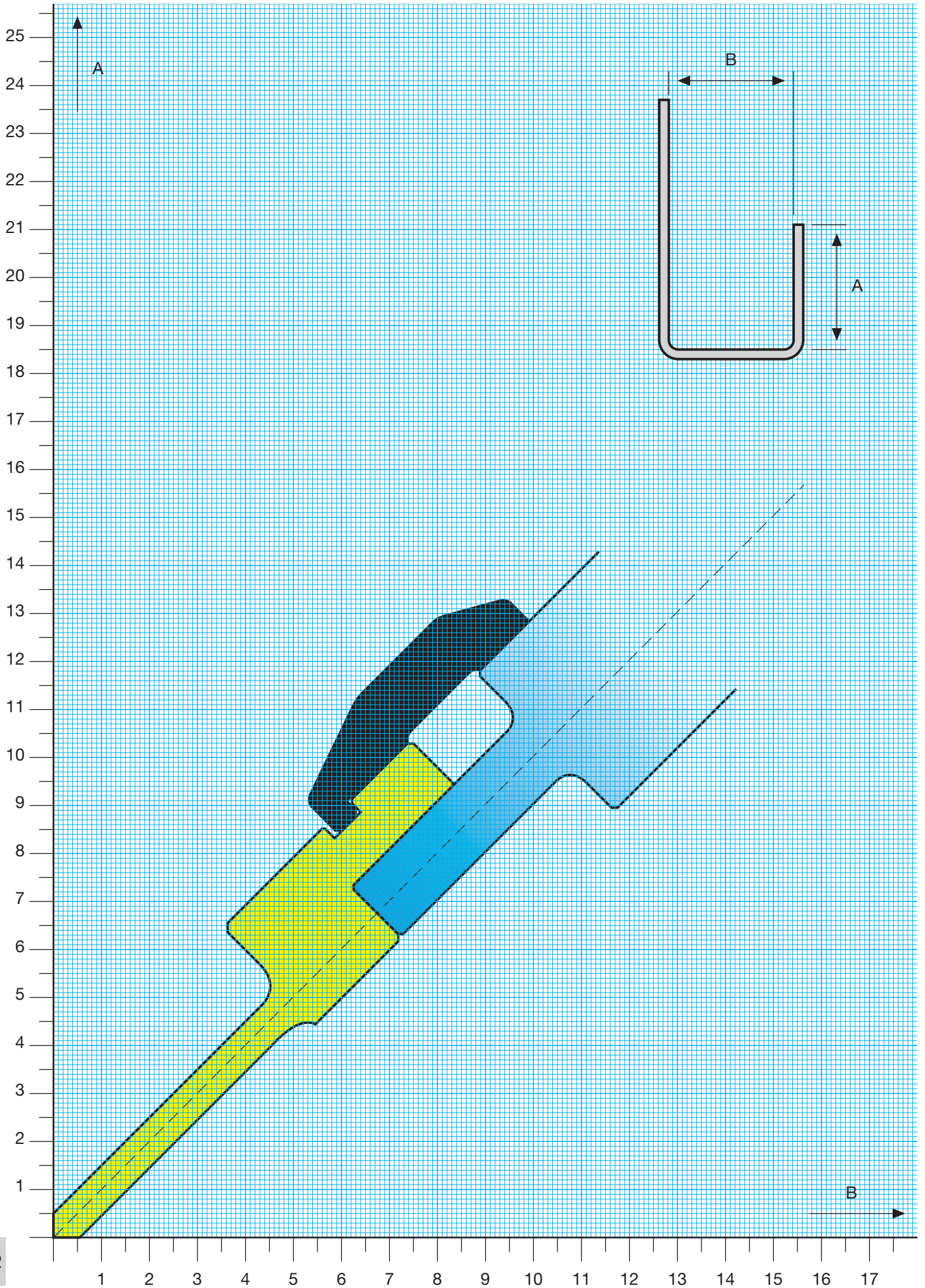


Grafico del limite di piegatura - Bend Limit Graphic 1021

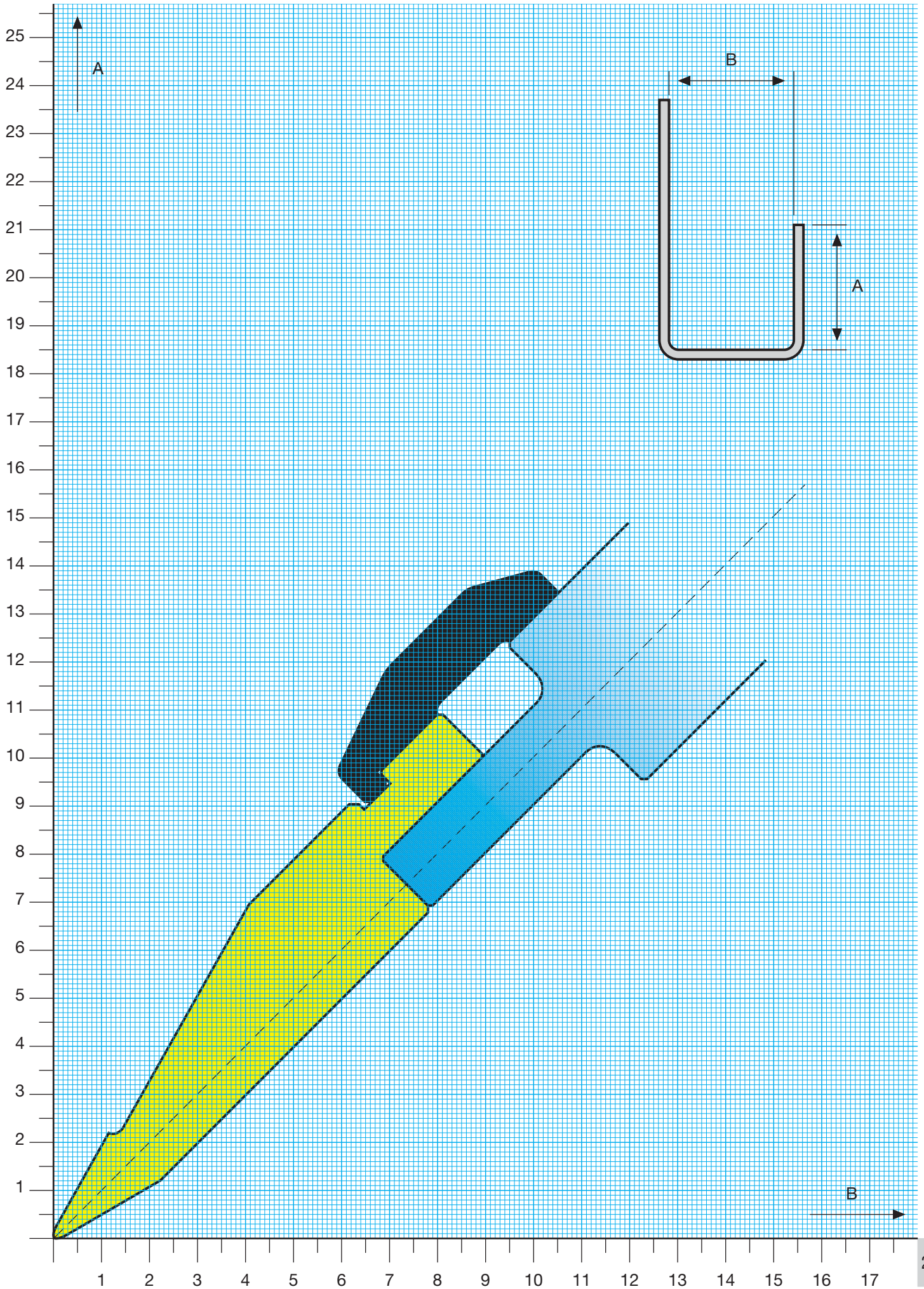



Grafico del limite di piegatura - Bend Limit Graphic 1027



MATRICI DIES



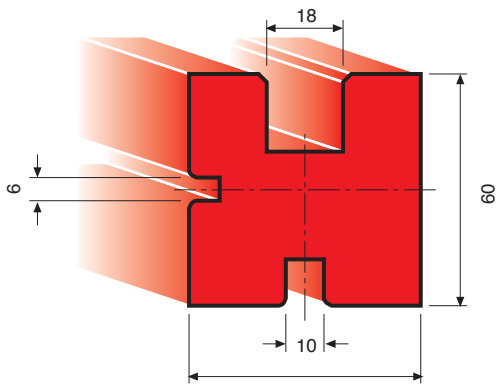
EURAM / 2015 / 88i

Starett
NO. 733M

Utensili per presse piegatrici realizzati con standards di qualità superiore, temprati a induzione sulle parti di lavoro e totalmente rettificati. Mat.: acciaio C 50 (50-52 HRC)★ - Mat.: UNI EN 10083/1 - ISO 683 - (42CrM04) - (53-60 HRC)★★

Press Brake Tooling in best quality, induction hardened and ground on the working surfaces. Mat.: CK 50 (50-52 HRC)★ - Mat.: UNI EN 10083/1 - ISO 683 - (42CrM04) - (53-60 HRC)★★

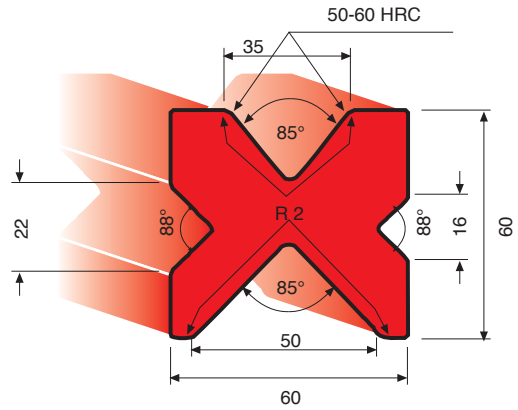
★ 2008



SOLID 100 T / m



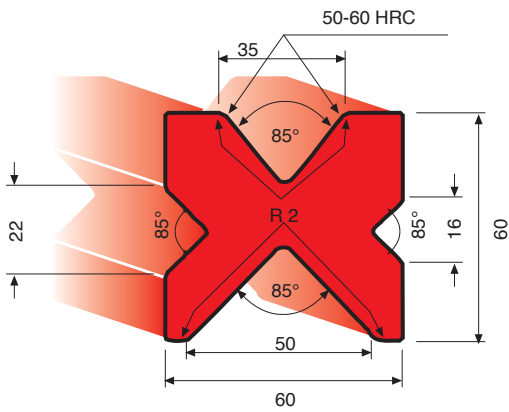
★ ★★ 2009



SOLID 100 T / m



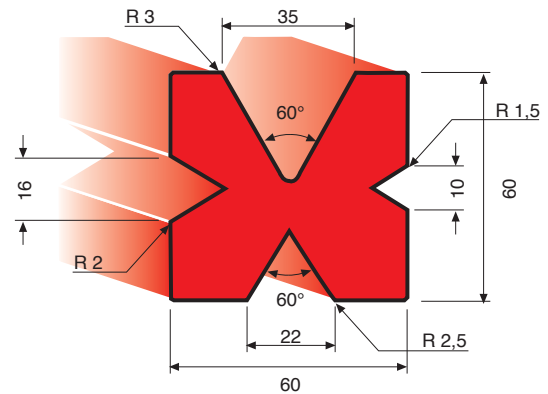
★★ 2009 / 85°



SOLID 100 T / m



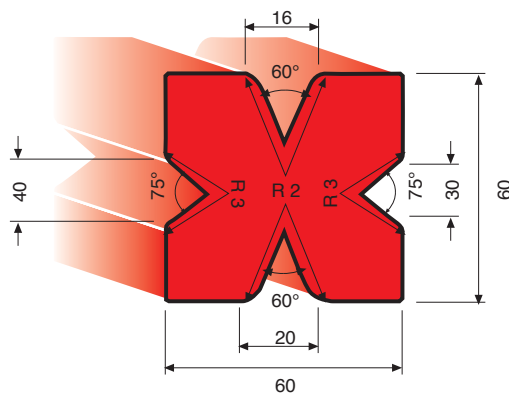
★ 2009 / 60°



SOLID 80 T / m



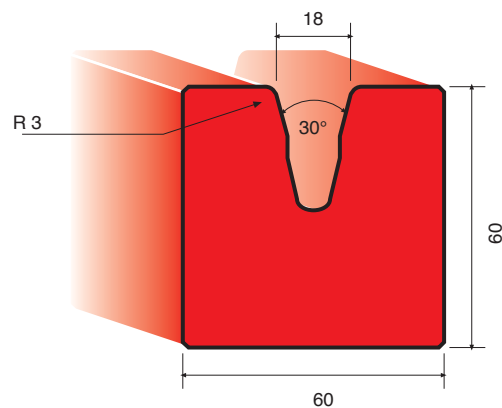
★ 2009 / SPEC



SOLID 30 T / m



★★ 2011 / A / 18 / 30°



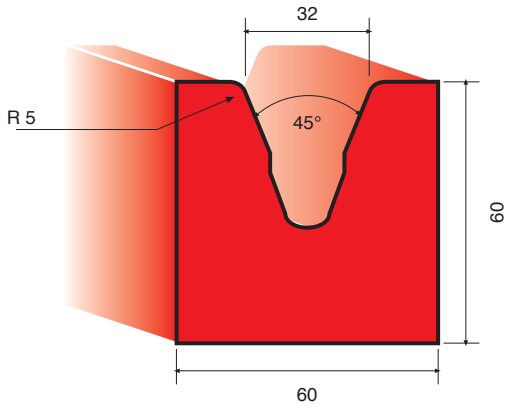
SOLID 80 T / m



Abkantwerkzeuge in bester Qualität, induktionsgehärtet -
Arbeitsflächen geschliffen. Mat.: CK 50 (50-52 HRC) ★ - Mat.:
UNI EN 100083/1 - ISO 683 - (42CrM04) - (53-60 HRC)★★

Outils de pliage de qualité supérieure trempés par induction
avec faces principales rectifiées. Mat.: CK 50 (50-52 HRC) ★ -
Mat.: UNI EN 100083/1 - ISO 683 - (42CrM04) - (53-60 HRC)★★

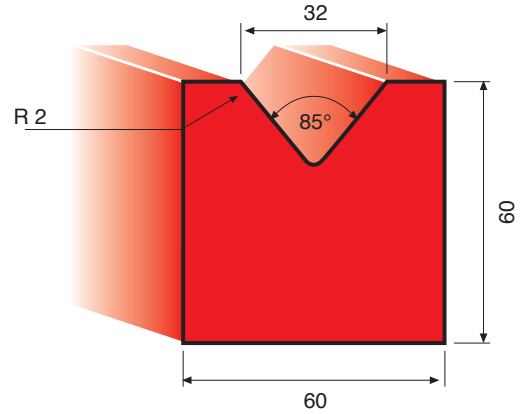
★★ 2011 / A / 32 / 45°



SOLID 40 T / m



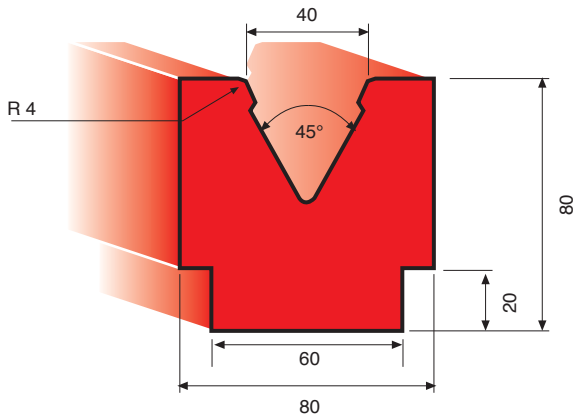
★ ★★ 2011 / 32 / 85°



SOLID 100 T / m



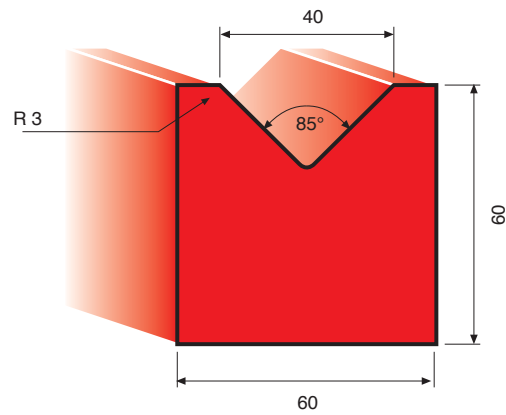
★ 2011 / 40 / 45°



SOLID 100 T / m



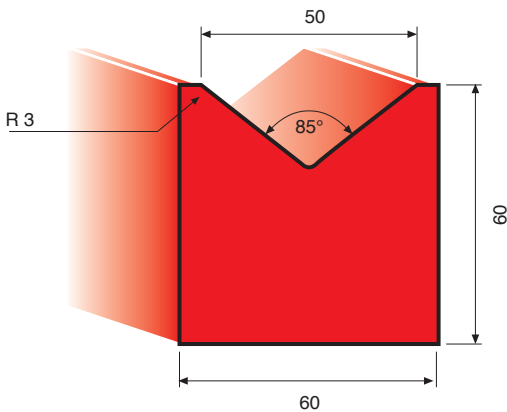
★ ★★ 2011 / 40 / 85°



SOLID 100 T / m



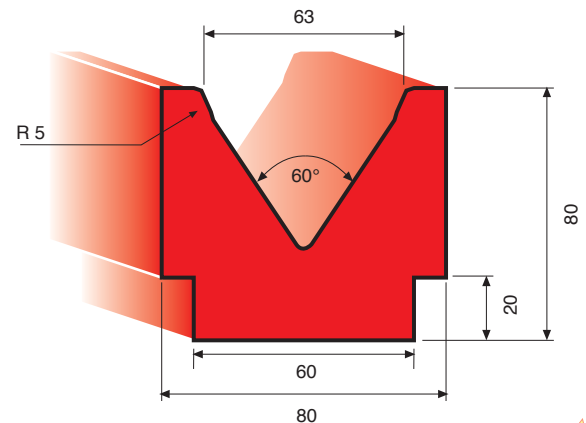
★ ★★ 2011 / 50 / 85°



SOLID 100 T / m



★ 2011 / 63 / 60°



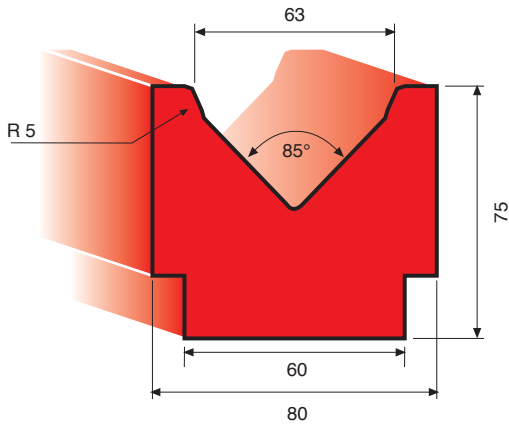
SOLID 100 T / m



Lunghezza Standard:
 Standard Length:
 Standardlängen:
 Longueur Standard:

835 mm; 415 mm; 835 frazionati
 835 mm; 415 mm; 835 sectioned
 835 mm; 415 mm; 835 sektioniert
 835 mm; 415 mm; 835 fractionn

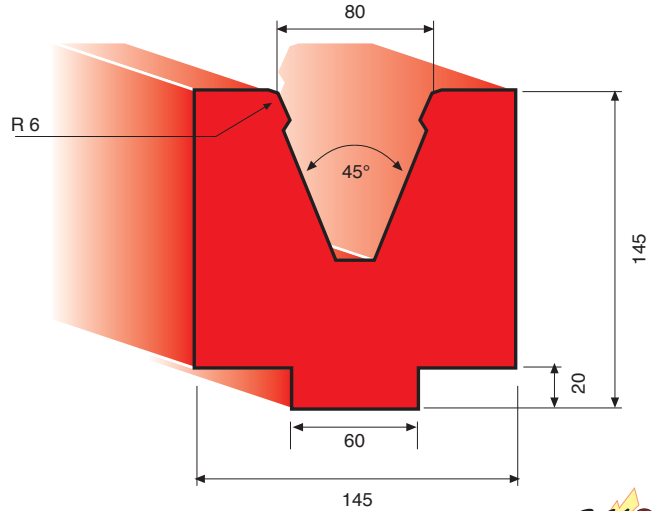
★ 2011 / A / 63 / 85°



SOLID 100 T / m



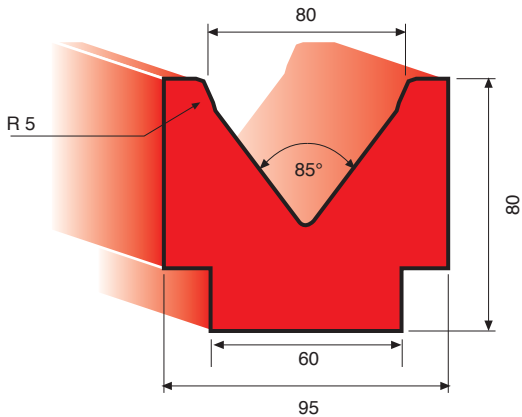
★ 2011 / 80 / 45°



SOLID 100 T / m



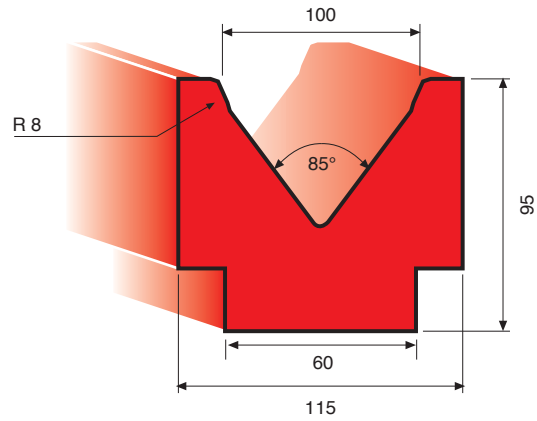
★ 2011 / 80 / 85°



SOLID 100 T / m



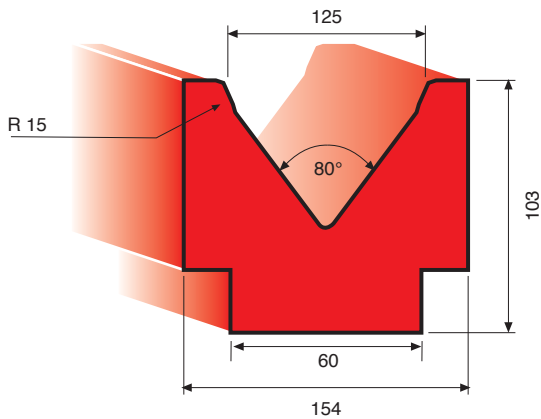
★ 2011 / 100 / 85°



SOLID 100 T / m



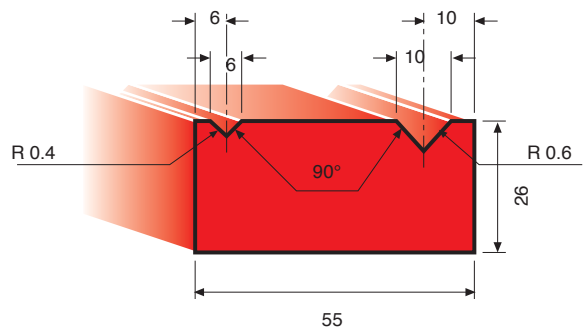
★ 2011 / 125 / 80°



SOLID 100 T / m



★ 2012 / 90° / 88°



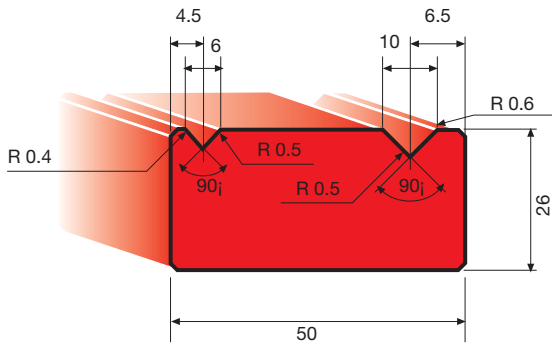
SOLID 100 T / m



Utensili per presse piegatrici realizzati con standards di qualità superiore, temprati a induzione sulle parti di lavoro e totalmente rettificati. Mat.: acciaio C 50 (50-52 HRC)★ - Mat.: UNI EN 10083/1 - ISO 683 - (42CrM04) - (53-60 HRC)★★

Press Brake Tooling in best quality, induction hardened and ground on the working surfaces. Mat.: CK 50 (50-52 HRC)★ - Mat.: UNI EN 10083/1 - ISO 683 - (42CrM04) - (53-60 HRC)★★

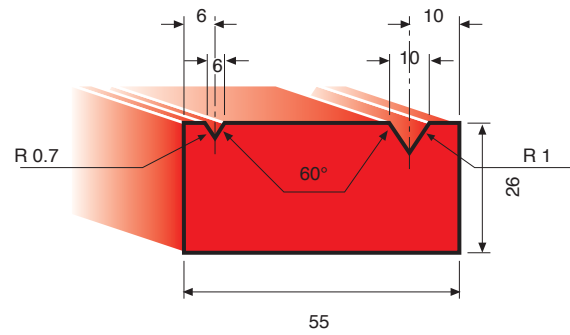
★★ 2012 / A / 90°



SOLID 80 T / m



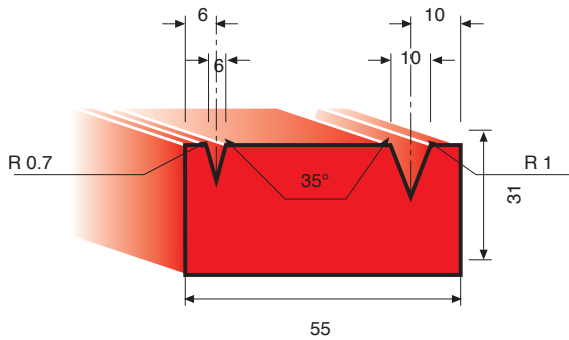
★ 2012 / 60°



SOLID 80 T / m



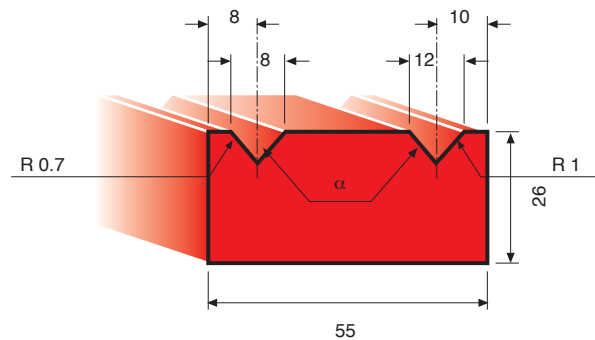
★ 2012 / 35°



SOLID 30 T / m



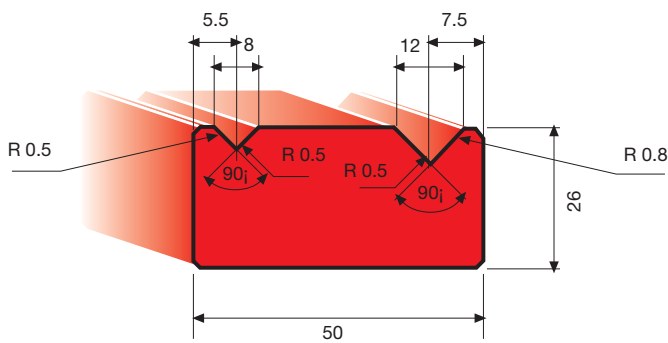
★ 2013 / 90° / 88°



SOLID 100 T / m



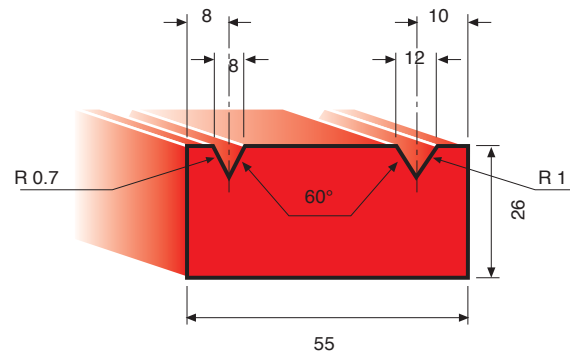
★★ 2013 / A / 90°



SOLID 80 T / m



★ 2013 / 60°



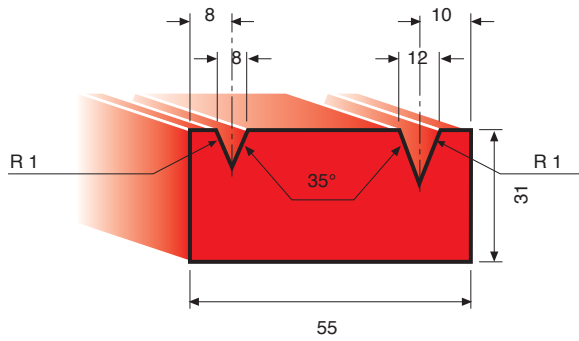
SOLID 80 T / m



Abkantwerkzeuge in bester Qualität, induktionsgehärtet -
Arbeitsflächen geschliffen. Mat.: CK 50 (50-52 HRC) ★ - Mat.:
UNI EN 100083/1 - ISO 683 - (42CrM04) - (53-60 HRC) ★★

Outils de pliage de qualit  sup rieure tremp s par induction
avec faces principales rectifi es. Mat.: CK 50 (50-52 HRC) ★ -
Mat.: UNI EN 100083/1 - ISO 683 - (42CrM04) - (53-60 HRC) ★★

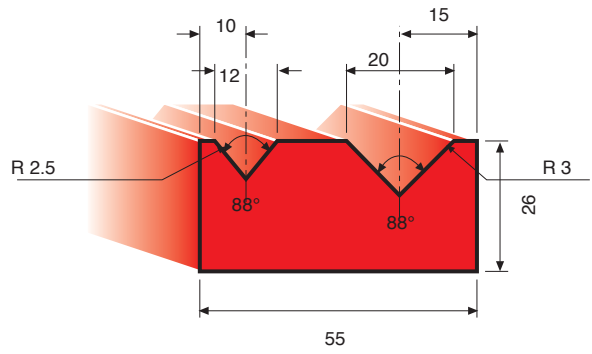
★ 2013 / 35°



SOLID 30 T / m



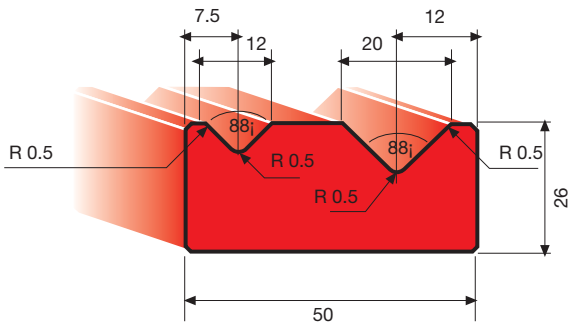
★ 2014 / 88°



SOLID 100 T / m



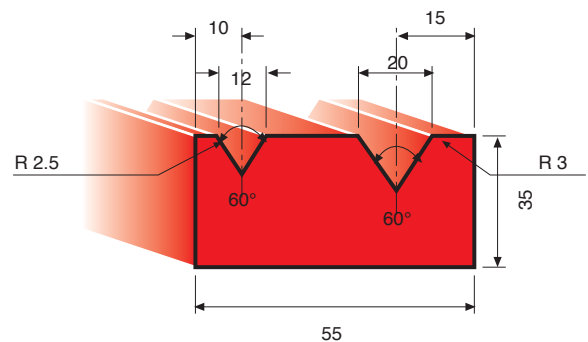
★★ 2014 / A / 88°



SOLID 80 T / m



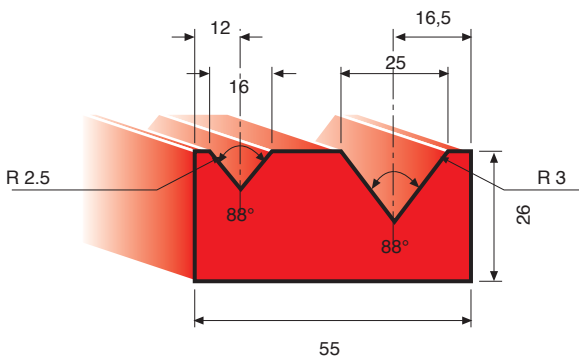
★ 2014 / 60°



SOLID 80 T / m



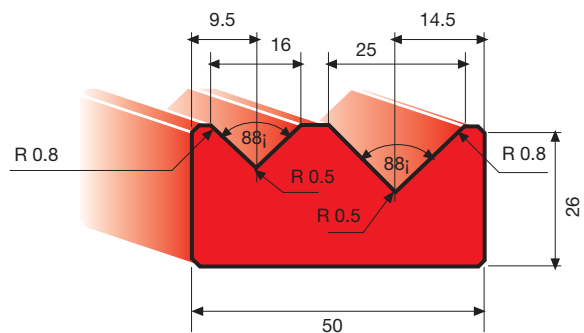
★ 2015 / 88°



SOLID 100 T / m



★★ 2015 / A / 88°



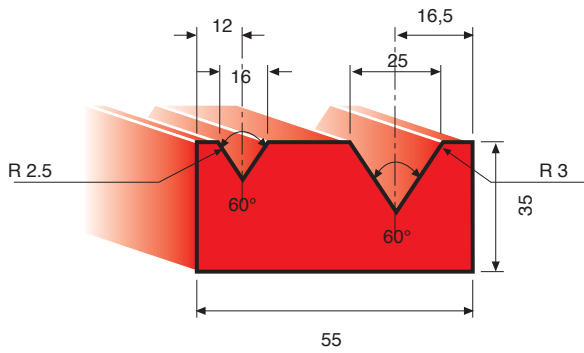
SOLID 80 T / m



Lunghezza Standard:
 Standard Length:
 Standardl ngen:
 Longueur Standard:

835 mm; 415 mm; 835 frazionati
 835 mm; 415 mm; 835 sectioned
 835 mm; 415 mm; 835 sektioniert
 835 mm; 415 mm; 835 fractionn

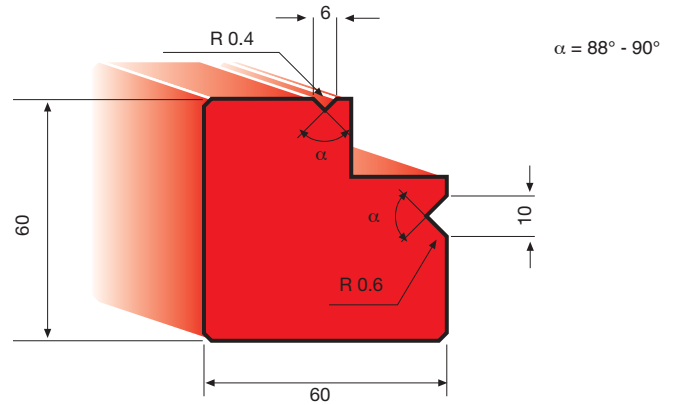
★ 2015 / 60°



SOLID 80 T / m



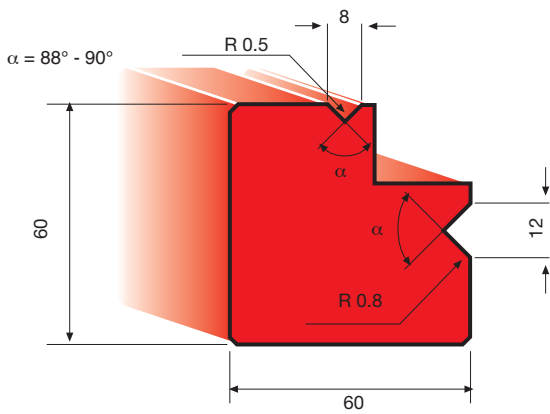
★ 2016 / α



SOLID 70 T / m



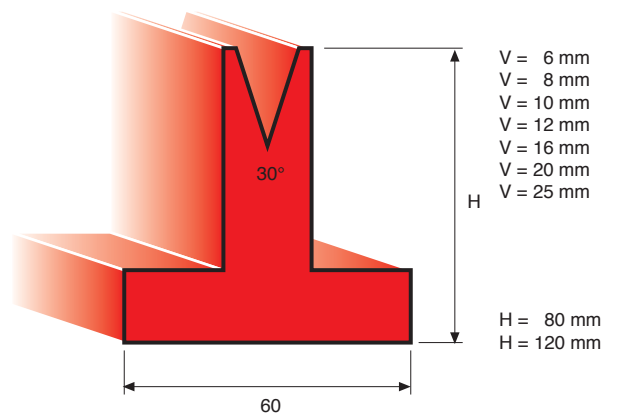
★ 2017 / α



SOLID 70 T / m



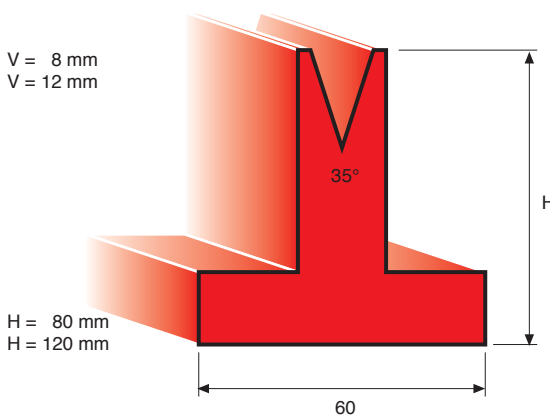
★ 2030 / 30°



SOLID 30 T / m



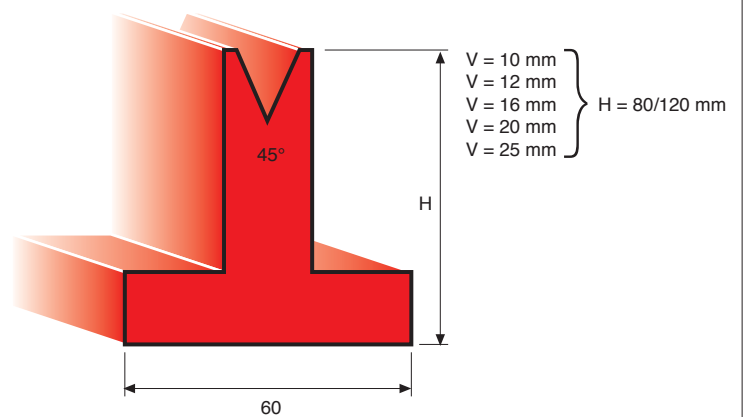
★ 2035 / 35°



SOLID 30 T / m



★ 2045 / 45°



SOLID 70 T / m



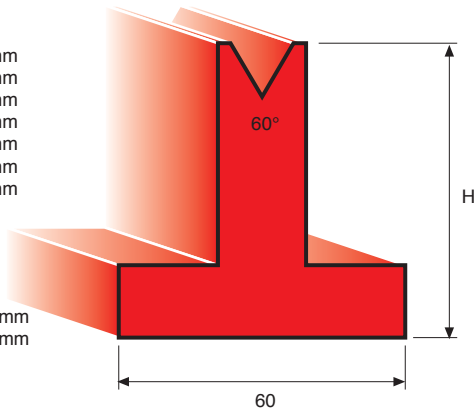
Utensili per presse piegatrici realizzati con standards di qualità superiore, temprati a induzione sulle parti di lavoro e totalmente rettificati. Mat.: acciaio C 50 (50-52 HRC)★ - Mat.: UNI EN 10083/1 - ISO 683 - (42CrM04) - (53-60 HRC)★★

Press Brake Tooling in best quality, induction hardened and ground on the working surfaces. Mat.: CK 50 (50-52 HRC)★ - Mat.: UNI EN 10083/1 - ISO 683 - (42CrM04) - 53-60 HRC)★★

★ 2060 / 60°

- V = 6 mm
- V = 8 mm
- V = 10 mm
- V = 12 mm
- V = 16 mm
- V = 20 mm
- V = 25 mm

H = 80 mm
H = 120 mm



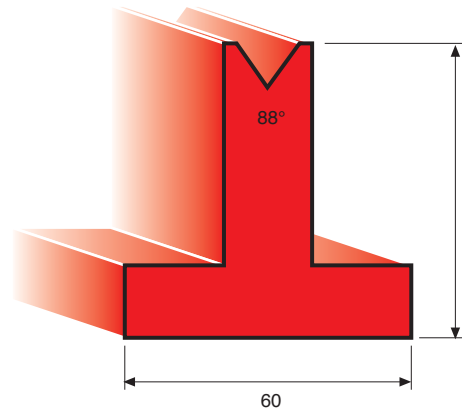
SOLID 70 T / m



★ 2088 / 88°

- V = 6 mm
- V = 8 mm
- V = 10 mm
- V = 12 mm
- V = 16 mm
- V = 20 mm
- V = 25 mm

H = 80 mm
H = 120 mm



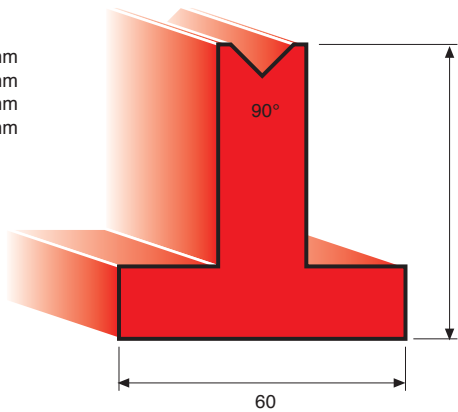
SOLID 95 T / m



★ 2090 / 90°

- V = 6 mm
- V = 8 mm
- V = 10 mm
- V = 12 mm

80

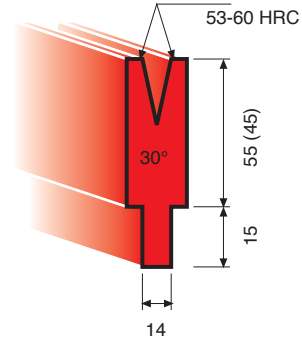


SOLID 95 T / m



★★ 2130 / A / 30°

- V = 6 mm
- V = 8 mm
- V = 10 mm
- V = 12 mm
- V = 16 mm
- V = 20 mm
- V = 24 mm

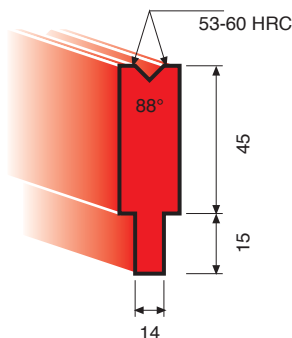


SOLID 30 T / m



★★ 2188 / A / 88°

- V = 6 mm
- V = 8 mm
- V = 10 mm
- V = 12 mm
- V = 14 mm

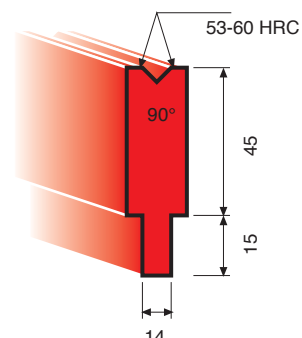


SOLID 95 T / m



★★ 2190 / A / 90°

- V = 6 mm
- V = 8 mm
- V = 10 mm
- V = 12 mm



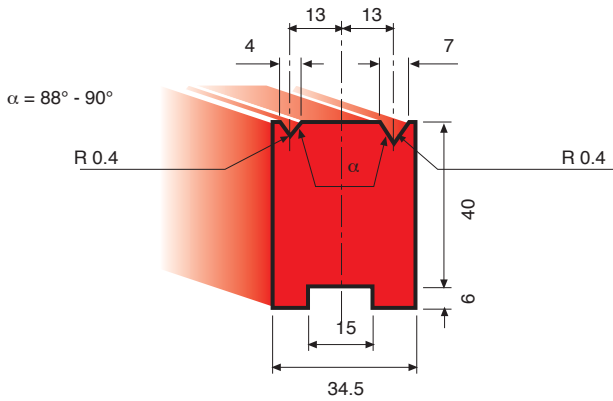
SOLID 95 T / m



Abkantwerkzeuge in bester Qualität, induktionsgehärtet -
Arbeitsflächen geschliffen. Mat.: CK 50 (50-52 HRC) ★ - Mat.:
UNI EN 100083/1 - ISO 683 - (42CrM04) - (53-60 HRC)★★

Outils de pliage de qualité supérieure trempés par induction
avec faces principales rectifiées. Mat.: CK 50 (50-52 HRC) ★ -
Mat.: UNI EN 100083/1 - ISO 683 - (42CrM04) - (53-60 HRC)★★

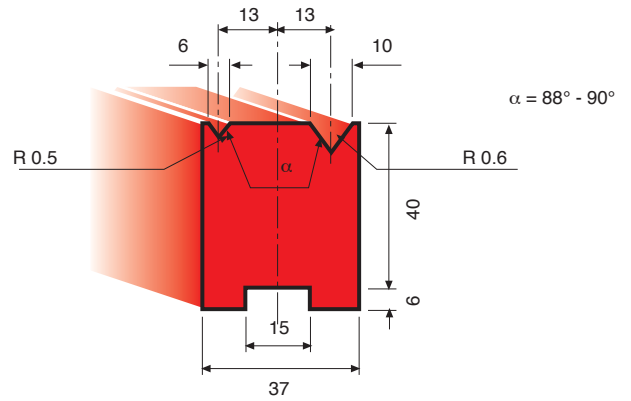
★ ★★ 2019 / A / α



SOLID 60 T / m



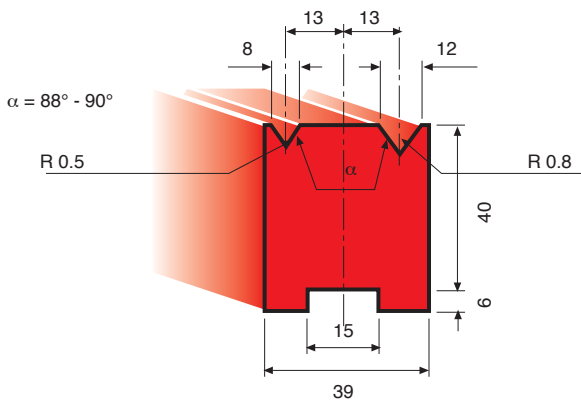
★ ★★ 2020 / A / α



SOLID 70 T / m



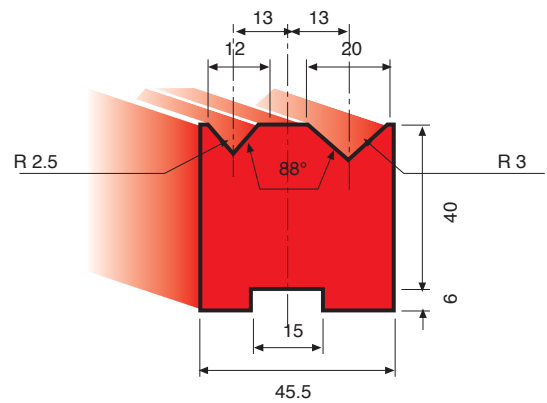
★ ★★ 2021 / A / α



SOLID 75 T / m



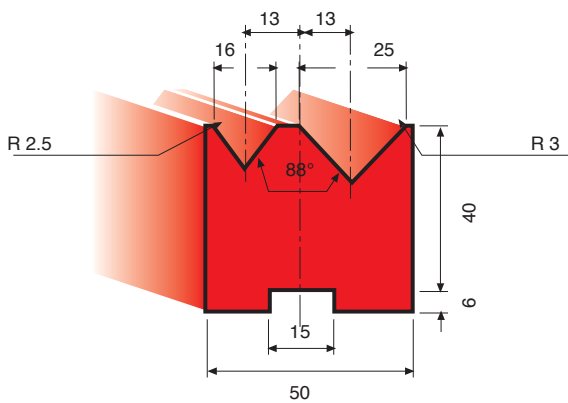
★ ★★ 2022 / A / 88°



SOLID 100 T / m



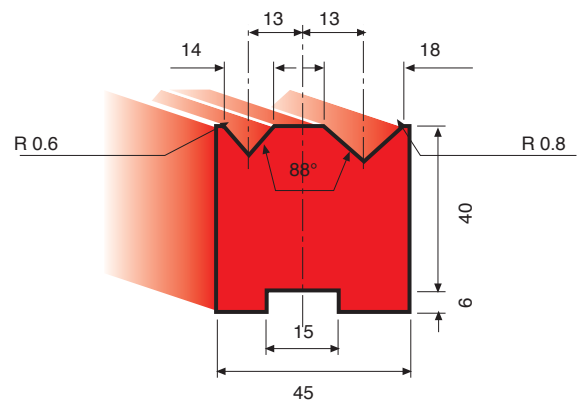
★ ★★ 2023 / A / 88°



SOLID 100 T / m



★ ★★ 2024 / A / 88°



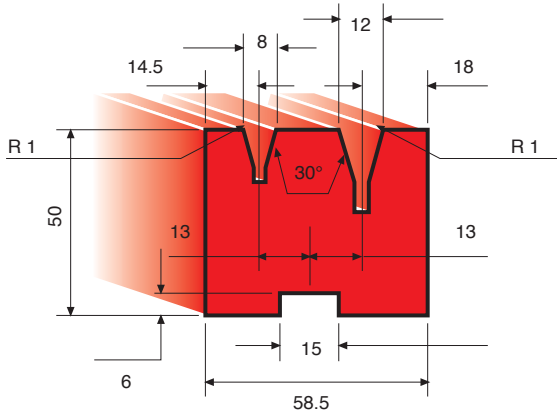
SOLID 100 T / m



Lunghezza Standard:
 Standard Length:
 Standardlängen:
 Longueur Standard:

835 mm; 415 mm; 835 frazionati
 835 mm; 415 mm; 835 sectioned
 835 mm; 415 mm; 835 sektioniert
 835 mm; 415 mm; 835 fractionn

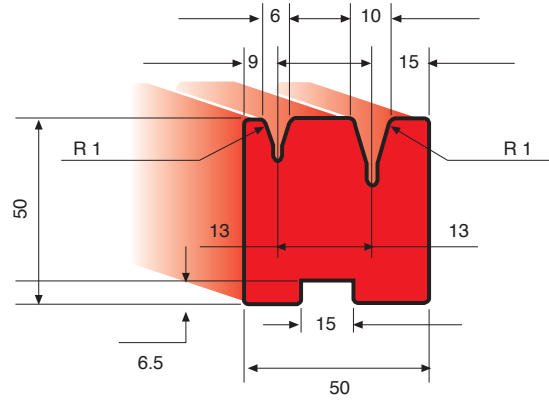
★★ 2025 / A / 30°



SOLID 30 T / m



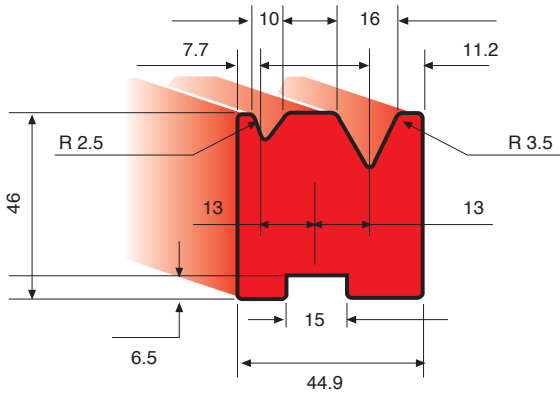
★★ 2026 / A / 30°



SOLID 30 T / m



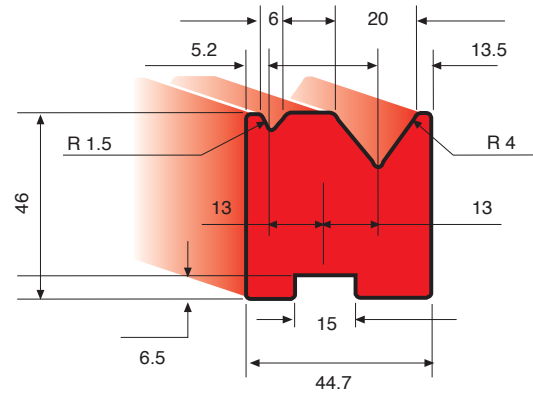
★★ 2027 / A / 75°



SOLID 30 T / m



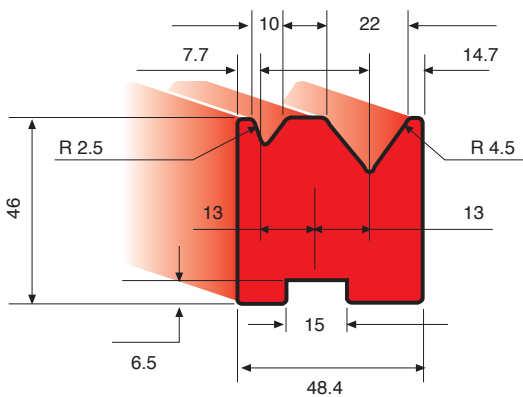
★★ 2028 / A / 75°



SOLID 30 T / m



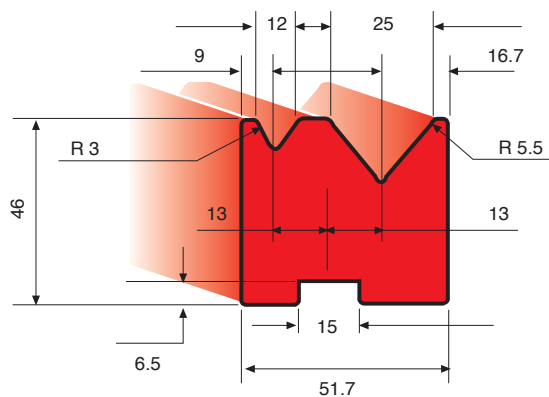
★★ 2029 / A / 75°



SOLID 30 T / m



★★ 2030 / A / 75°

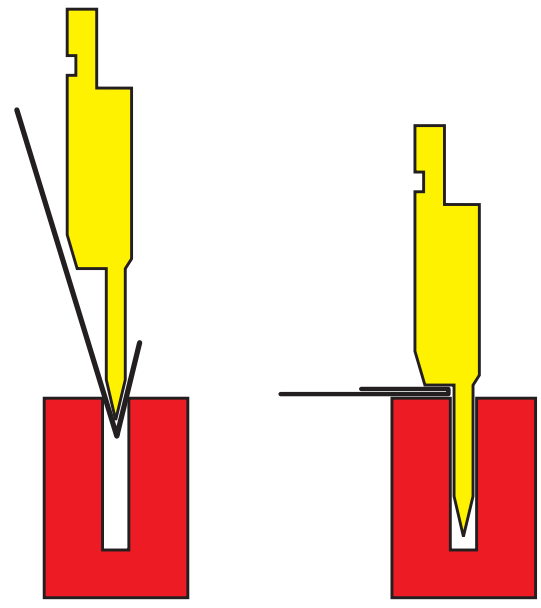
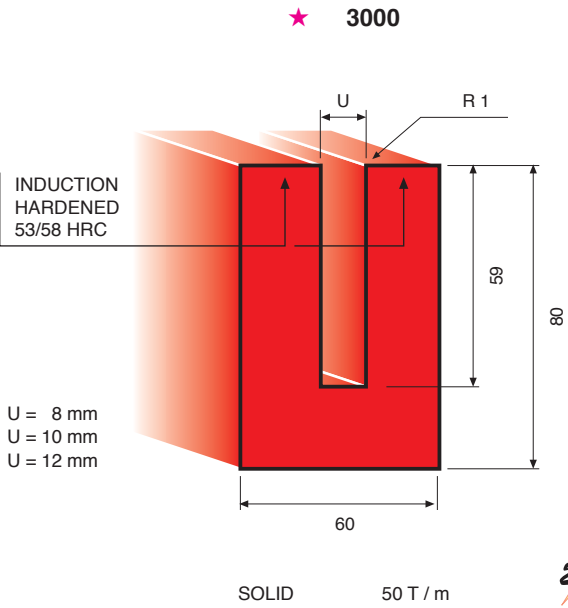


SOLID 30 T / m



Utensili per presse piegatrici realizzati con standards di qualità superiore, temprati a induzione sulle parti di lavoro e totalmente rettificati. Mat.: acciaio C 50 (50-52 HRC)★ - Mat.: UNI EN 10083/1 - ISO 683 - (42CrM04) - (53-60 HRC)★★

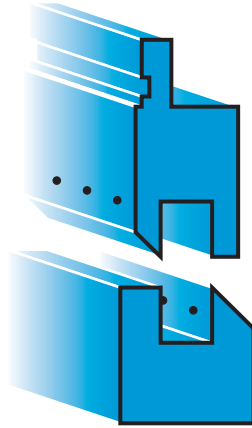
Press Brake Tooling in best quality, induction hardened and ground on the working surfaces. Mat.: CK 50 (50-52 HRC)★ - Mat.: UNI EN 10083/1 - ISO 683 - (42CrM04) - 53-60 HRC)★★



Abkantwerkzeuge in bester Qualität, induktionsgehärtet -
Arbeitsflächen geschliffen. Mat.: CK 50 (50-52 HRC) ★ - Mat.:
UNI EN 10083/1 - ISO 683 - (42CrM04) - (53-60 HRC)★★

Outils de pliage de qualif sup rieure tremp s par induction
avec faces principales rectifi es. Mat.: CK 50 (50-52 HRC)★ -
Mat.: UNI EN 10083/1 - ISO 683 - (42CrM04) - (53-60 HRC)★★

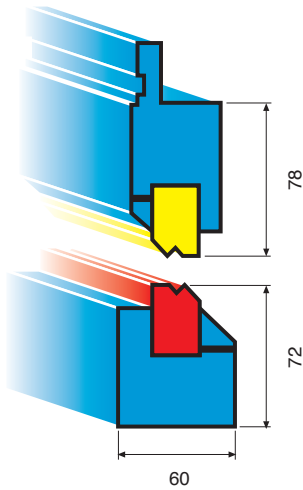
★ 3006



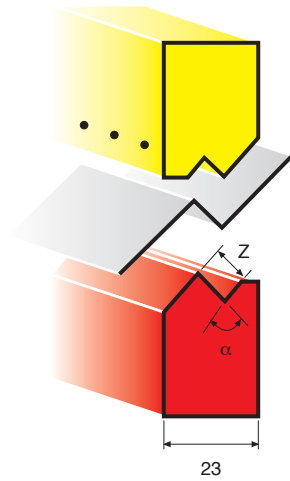
SOLID 100 T / m



★ 3007



3007	Z (mm)	3007	Z (mm)
160 _i	1,0	90 _i	5,0
160 _i	1,5	90 _i	5,5
150 _i	2,0	90 _i	6,0
140 _i	2,5	90 _i	6,5
90 _i	3,0	90 _i	7,0
90 _i	3,5	90 _i	7,5
90 _i	4,0	90 _i	8,0
90 _i	4,5		



$\alpha = 160^\circ$
 150°
 140°
 90°


SOLID 100 T / m



Frazionatura standard per 835 mm • Standard sectioning for 835 mm
Standard Sektionierung für 835 mm • Fractionnement standard pour 835 mm

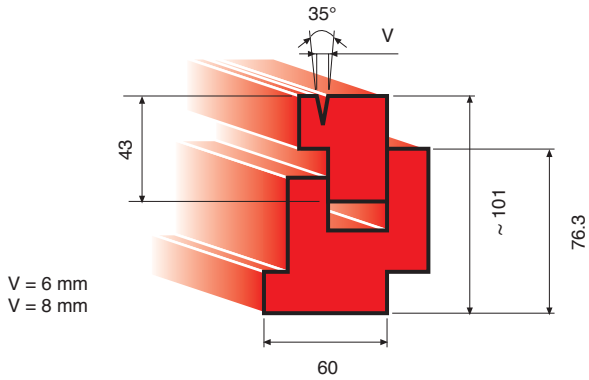


**PIEGASCHIACCIA
HEMMING DIES**



Utensili piega - schiaccia Hemming Tooling

★ 3001 / 35°

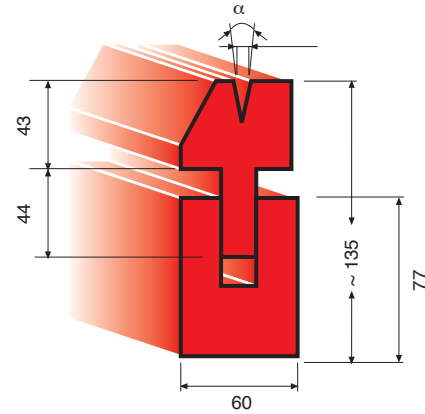


V = 6 mm
V = 8 mm

SOLID 60 T / m



★ 3001

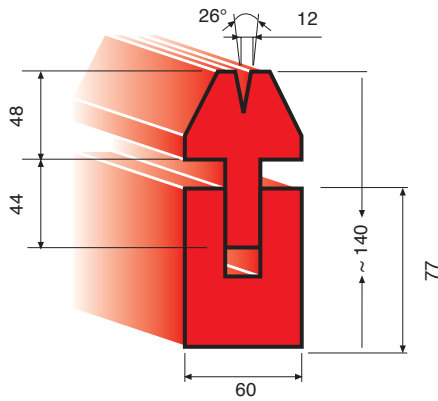


alpha
V = 10 mm / 26°
V = 10 mm / 35°
V = 12 mm / 35°

SOLID 100 T / m



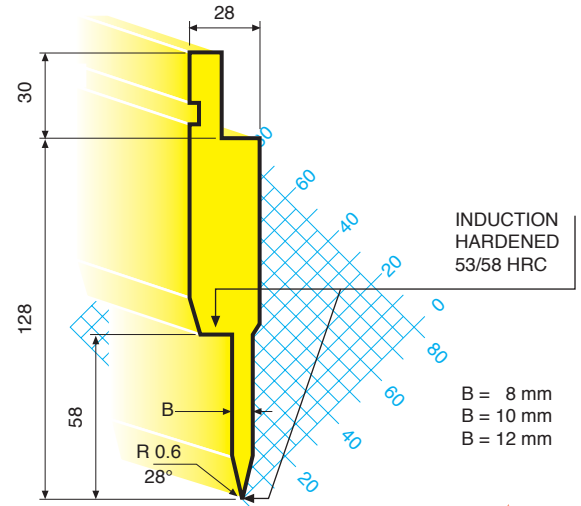
★ 3001 / 12 / 26°



SOLID 100 T / m



★ 1033 / A / 28° / 0.6



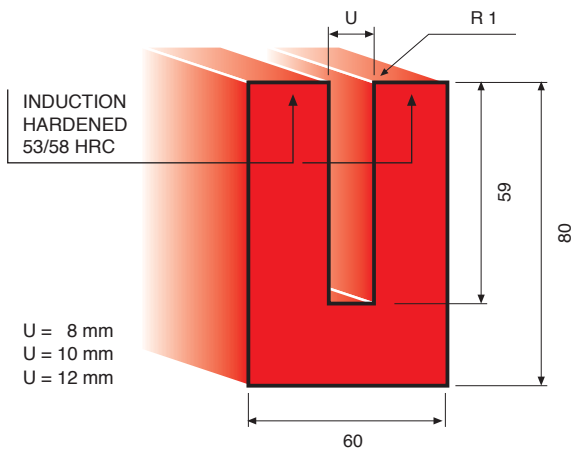
INDUCTION
HARDENED
53/58 HRC

B = 8 mm
B = 10 mm
B = 12 mm

SOLID 70 T / m



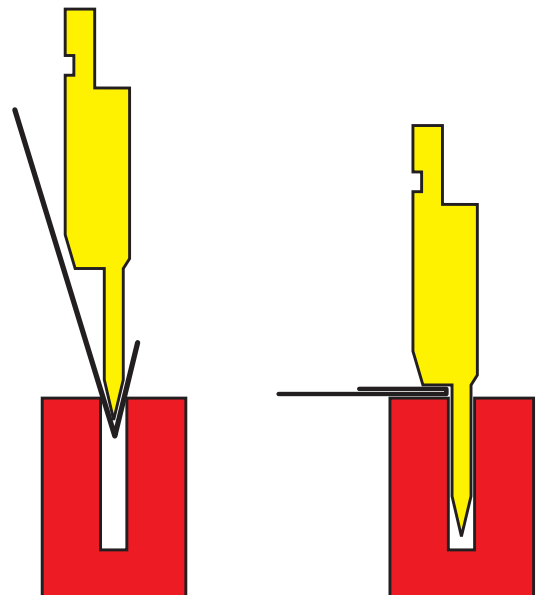
★ 3000



INDUCTION
HARDENED
53/58 HRC

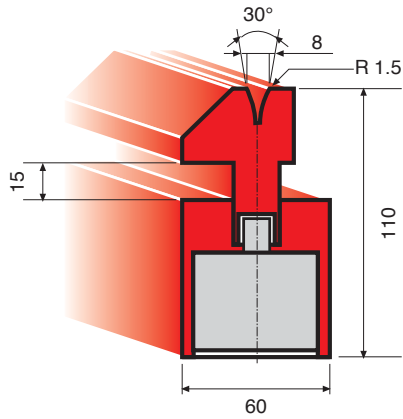
U = 8 mm
U = 10 mm
U = 12 mm

SOLID 50 T / m



Piega - schiaccia pneumatici Pneumatic Hemming Tooling

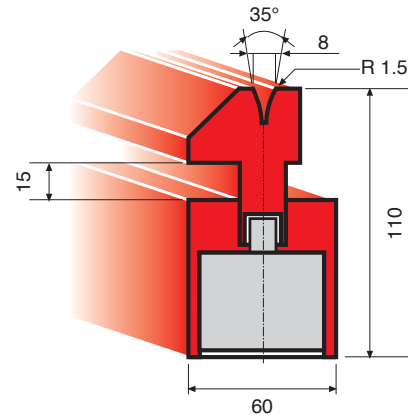
★ 3001 / 8 / 30° / PN



SOLID 80 T / m



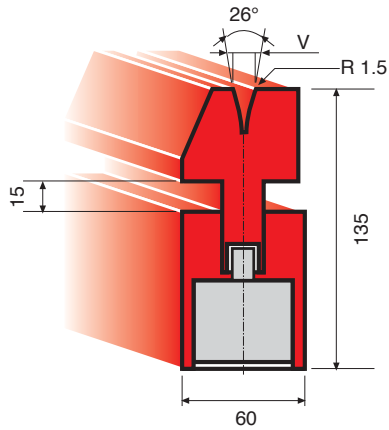
★ 3001 / 8 / 35° / PN



SOLID 80 T / m



★ 3001 / PN

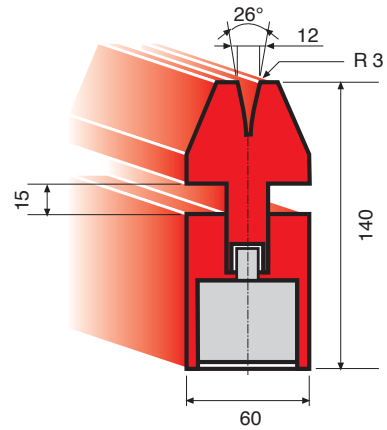


V = 10 / 26°
V = 10 / 35°
V = 12 / 35°

SOLID 100 T / m




★ 3001 / 12 / 26° / PN



SOLID 100 T / m



CENTRALINA PNEUMATICA PNEUMATIC MOVING KIT



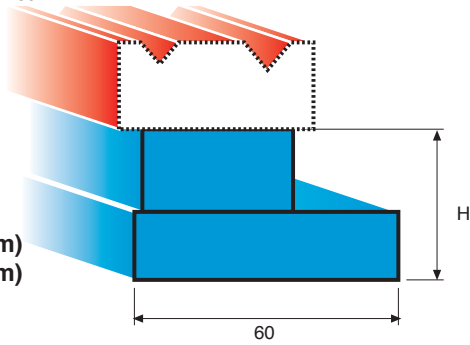
A close-up photograph of a mechanical assembly. The assembly consists of several dark, rectangular components mounted on a light-colored metal frame. A prominent feature is a semi-circular, metallic component in the foreground, which appears to be part of a larger mechanism. A white label with the word "EURAM" is attached to the assembly. The lighting is dramatic, highlighting the metallic surfaces and creating deep shadows.

EURAM

Supporti Matrici Lower Tool Holders

4006 H = 34 mm
4006/A H = 39 mm

4006
4006/A
(830 mm)
(412 mm)

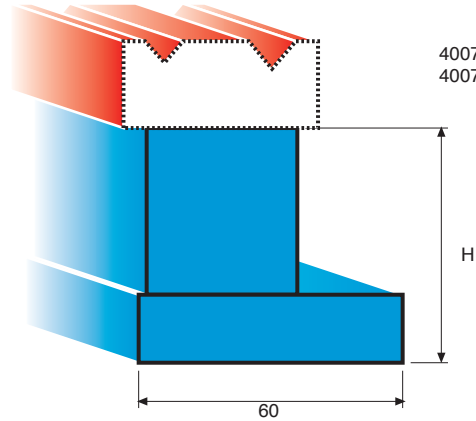


100 T / m



4007 H = 55 mm
4007/A H = 45 mm

4007
4007/A
(830 mm)
(412 mm)

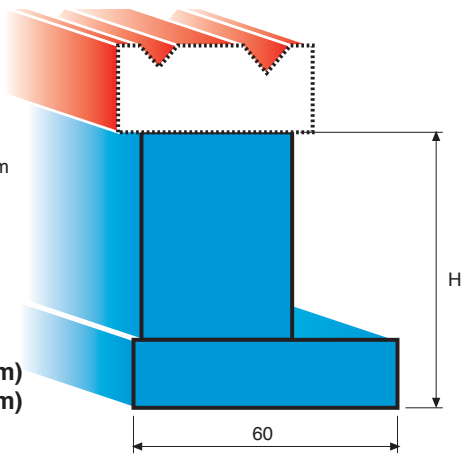


100 T / m

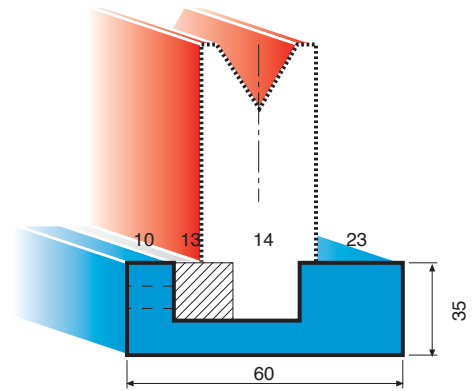


4008
H = 75 mm

4008
(830 mm)
(412 mm)



100 T / m

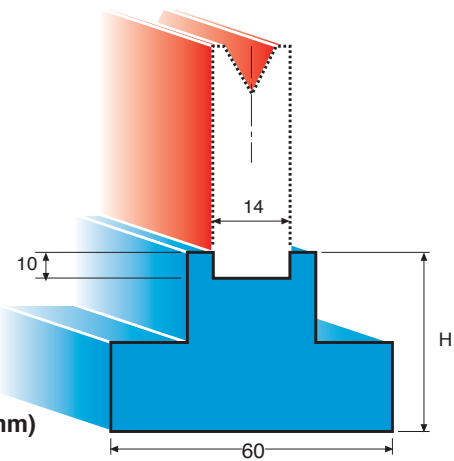


SOLID 100 T / m

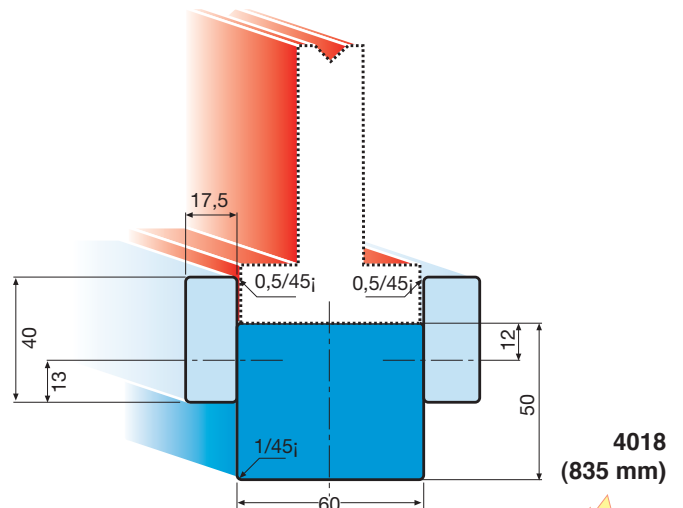


H = 31
H = 61.5

4017
(1050 mm)



SOLID 100 T / m

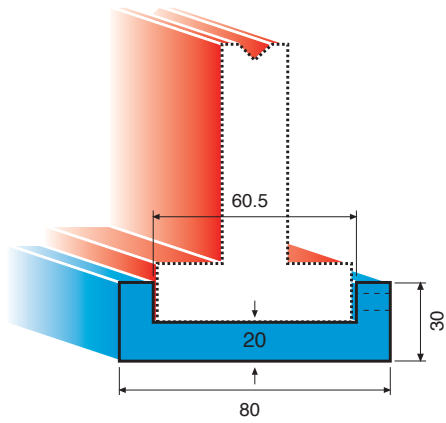


SOLID 100 T / m



Supporti Matrici Lower Tool Holders

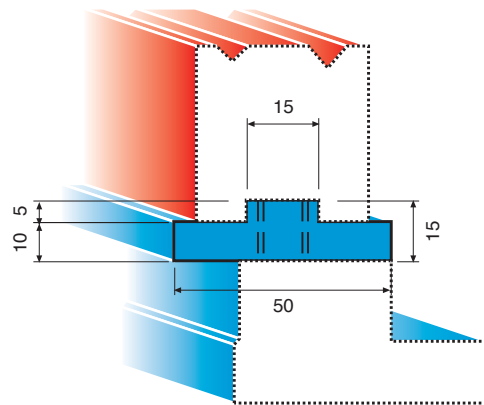
4016
(1050 mm)



SOLID 100 T / m



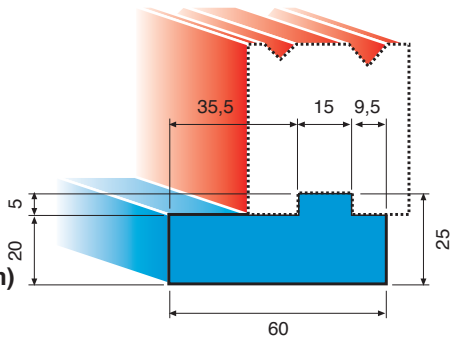
4010
(835 mm)



SOLID 100 T / m



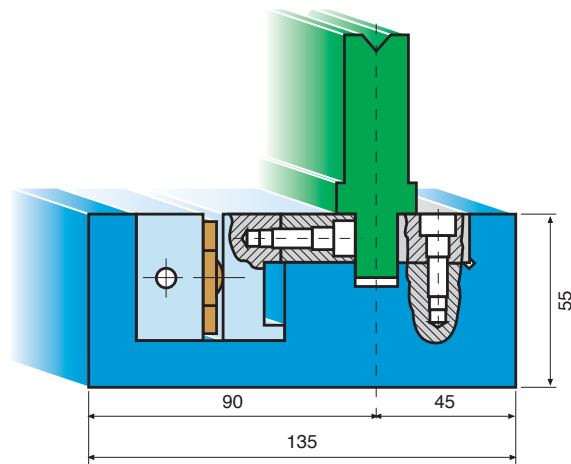
4011
(835 mm)



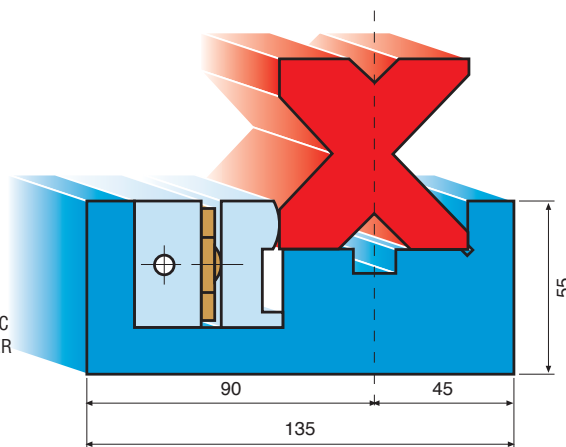
SOLID 100 T / m



4014
HYDRAULIC
DIE HOLDER
(TRUMPF,
LVD,
HACO,
BEYELER,
AMERICAN,
ETC.)



4014/A
HYDRAULIC
DIE HOLDER
(AMADA)





EURAM / 1010 / 88i / 0.8

EURAM / 2022 / 88i

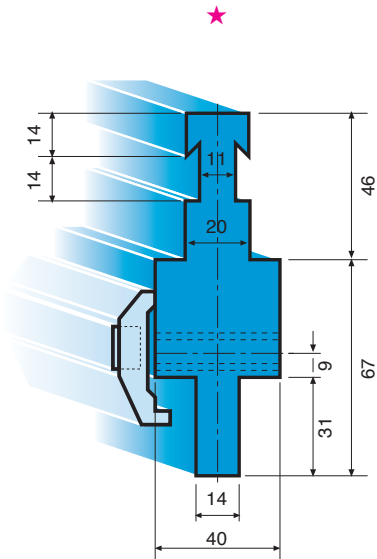
**INTERMEDIARI
SUPPORTI**

**INTERMEDIATES
HOLDERS**

Intermediari Supporto Punzoni Intermediate Upper Tool Holders

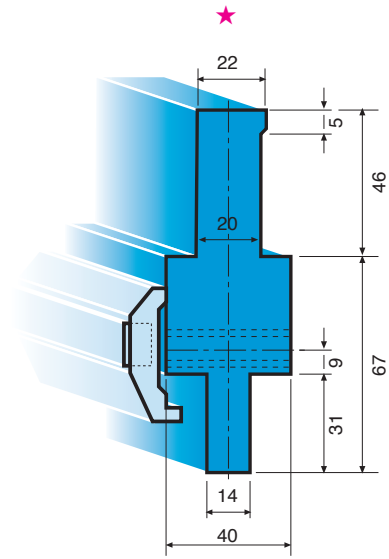
INT. 3
BEYELER R
AMADA

H = 67 mm
L = 150 mm



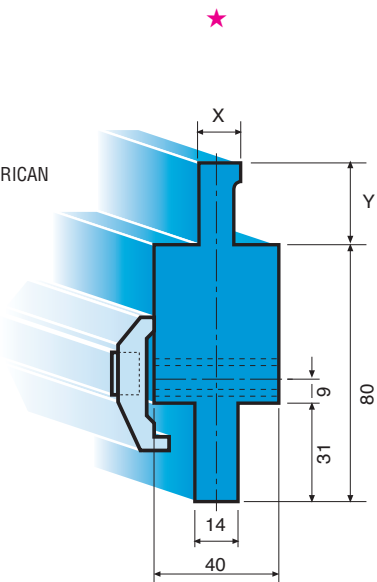
INT. 4
BEYELER S
AMADA

H = 67 mm
L = 150 mm



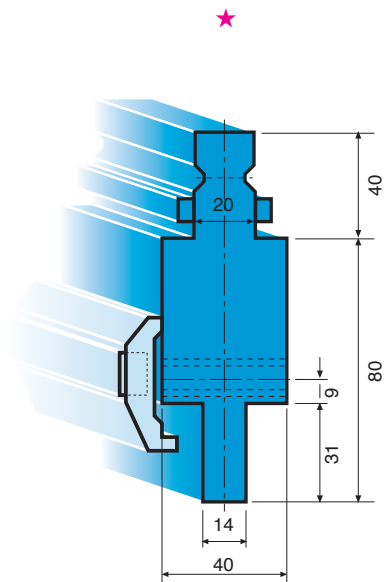
INT. 5
LVD-HACO-AMERICAN
AMADA

H = 80 mm
L = 150 mm



INT. 6
TRUMPF
AMADA

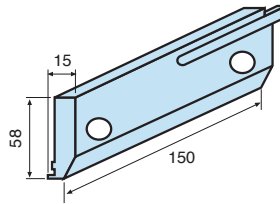
H = 80 mm
L = 150 mm



Staffa di sicurezza Security Clamp

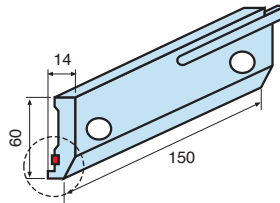
STAFFA
DI SICUREZZA
A CHIUSURA MANUALE
RAPIDA

QUICK RELEASE
SECURITY CLAMP **CE**



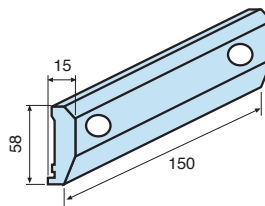
CON BLOCCAGGIO
RINFORZATO
DI ADIPRENE
PER UTENSILI FRAZIONATI

WITH ADIPRENE
RUBBER BLOCKING
FOR SEGMENTED
TOOLING



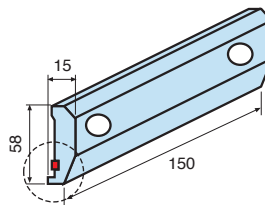
STAFFA
DI SICUREZZA

SECURITY CLAMP **CE**



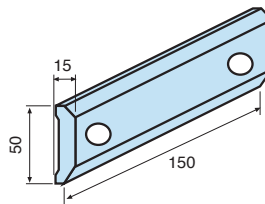
CON BLOCCAGGIO
RINFORZATO
DI ADIPRENE
PER UTENSILI FRAZIONATI

WITH ADIPRENE
RUBBER BLOCKING
FOR SEGMENTED
TOOLING

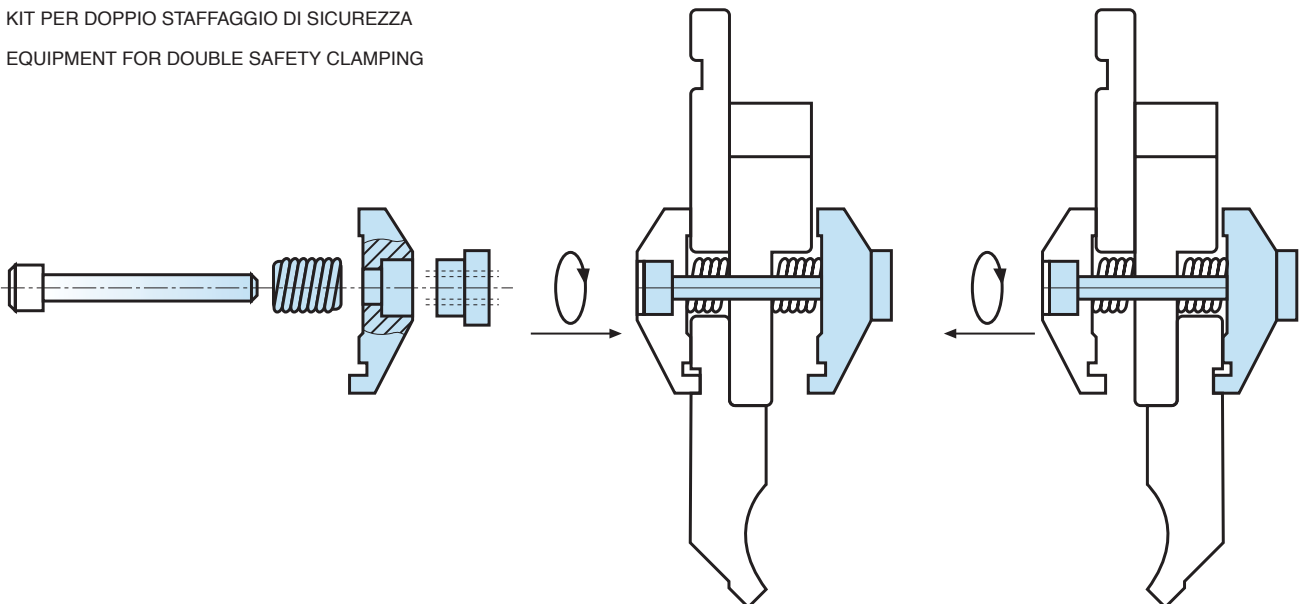


STAFFA
STANDARD

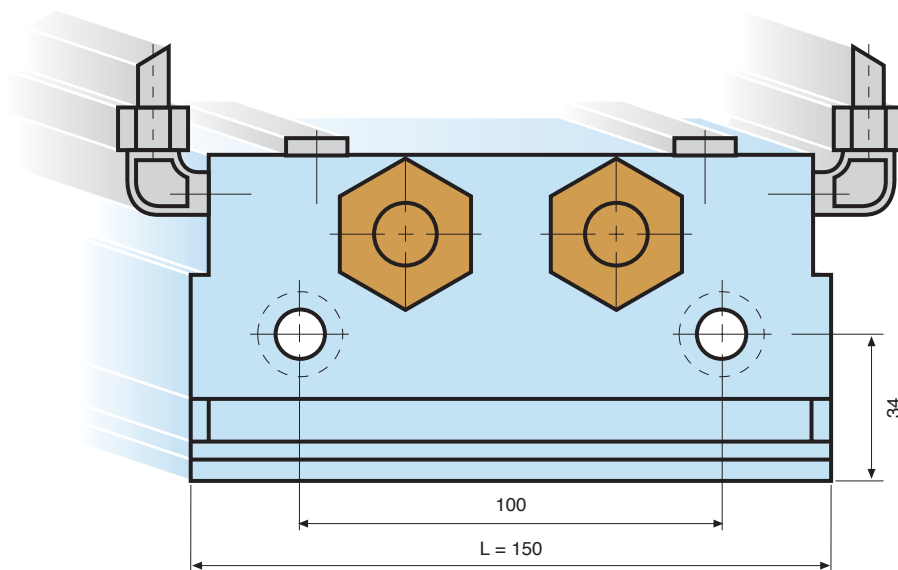
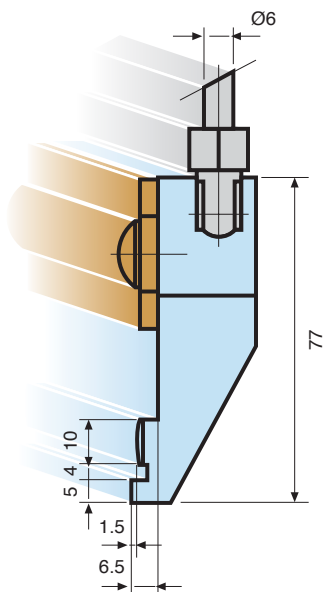
STD
CLAMP



KIT PER DOPPIO STAFFAGGIO DI SICUREZZA
EQUIPMENT FOR DOUBLE SAFETY CLAMPING



Staffa idraulica a bloccaggio rapido Hydra Fast Clamp



HYDRAULIC PRESSURE MAX 200 BAR
PRESSIONE IDRAULICA MAX 200 BAR

NOW

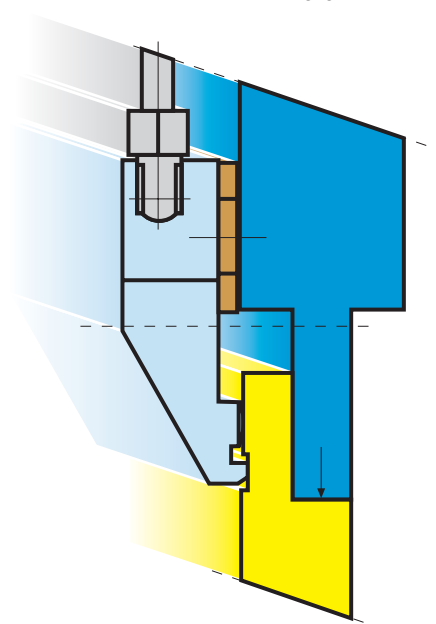
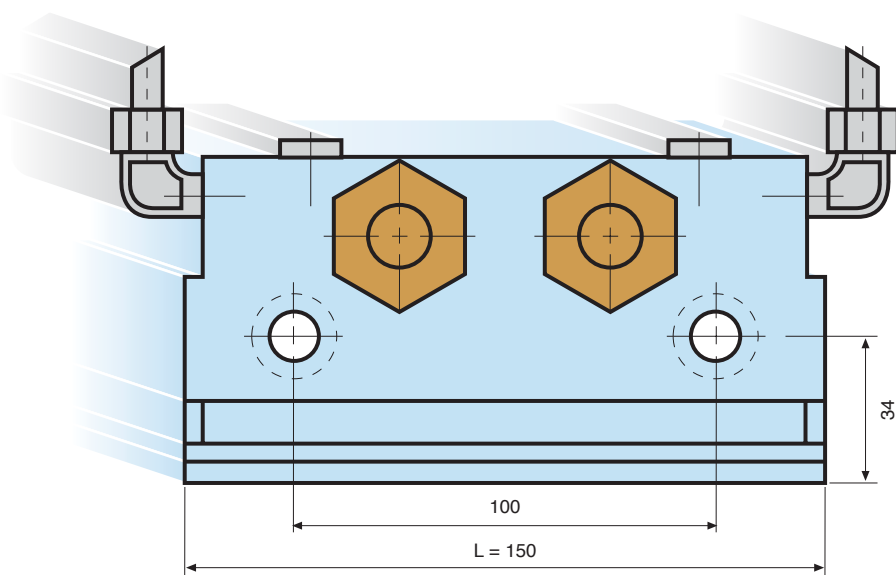


AT SOONEST



INT. HYDRA

HYDRAULIC PUNCH HOLDER
INTERMEDIARIO IDRAULICO
AMADA SYSTEM




NOW



AT SOONEST



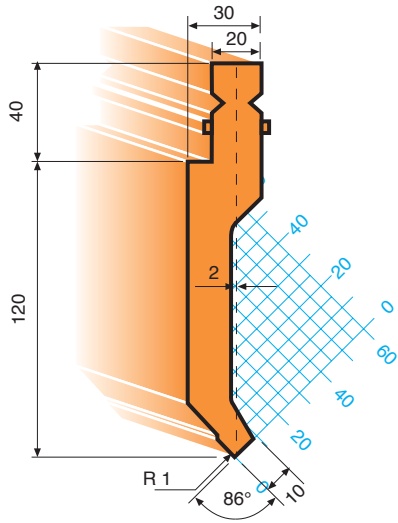
TEMPRATURA A INDUZIONE
INDUCTION HARDENING





Punzoni tipo Wila / Trumpf Upper Tools Wila / Trumpf system

★★ 1310 / T / 86° / R1

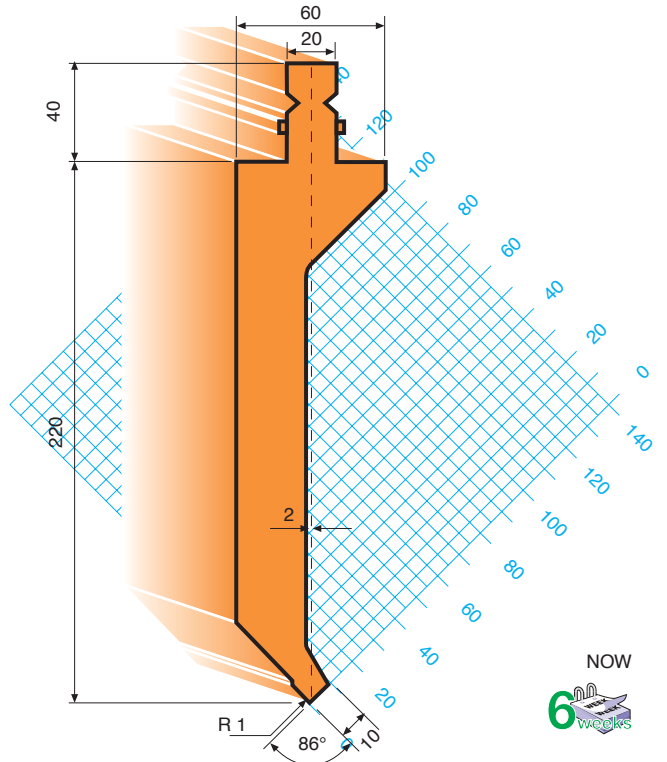


NOW
6 weeks

AT SOONEST
24h

SOLID 100 T / m

★★ 1311 / T / 86° / R1

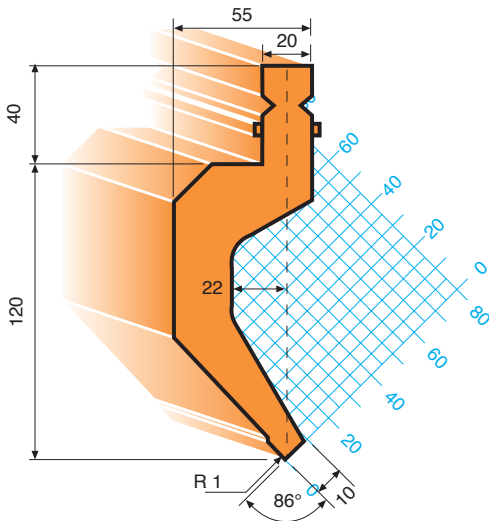


NOW
6 weeks

AT SOONEST
24h

SOLID 100 T / m

★★ 1312 / T / 86° / R1

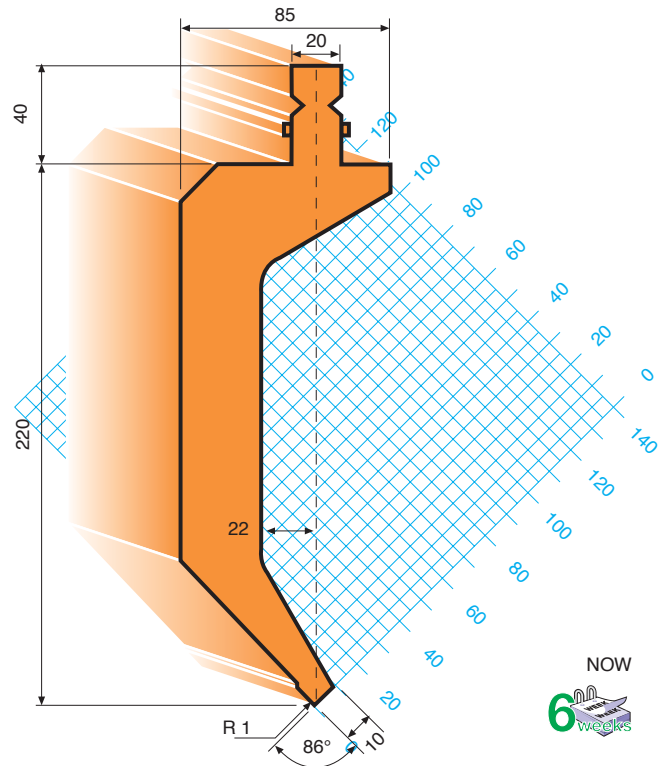


NOW
6 weeks

AT SOONEST
24h

SOLID 100 T / m

★★ 1313 / T / 86° / R1



NOW
6 weeks

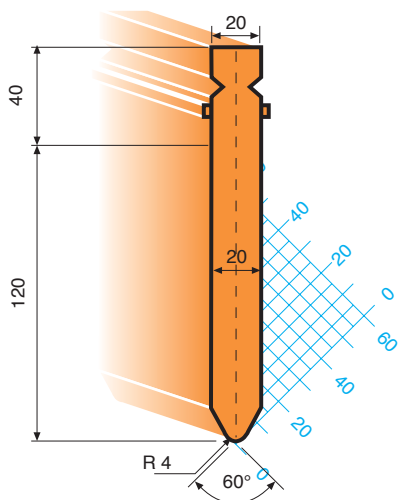
AT SOONEST
24h

SOLID 100 T / m

Utensili per presse piegatrici realizzati con standards di qualità superiore, temprati a induzione sulle parti di lavoro e totalmente rettificati. Mat.: UNI EN 10083/1 - ISO 683 - (42CrM04) - (53-60 HRC)★★

Press Brake Tooling in best quality, induction hardened and ground on the working surfaces. Mat.: UNI EN 10083/1 - ISO 683 - (42CrM04) - 53-60 HRC)★★

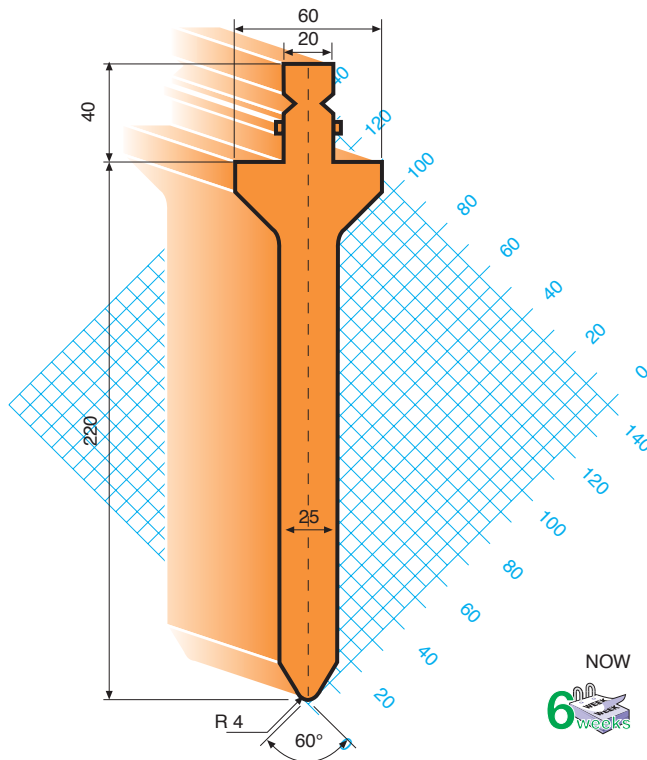
★★ 1315 / T / 60° / R4



AT SOONEST
24h

SOLID 130 T / m

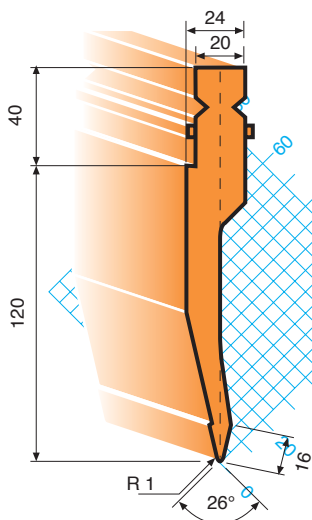
★★ 1316 / T / 60° / R4



AT SOONEST
24h

SOLID 130 T / m

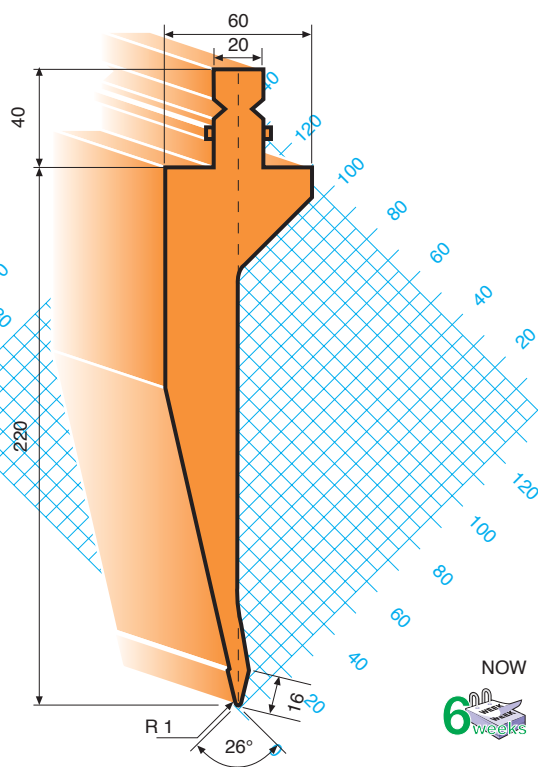
★★ 1317 / T / 26° / R1



AT SOONEST
24h

SOLID 100 T / m

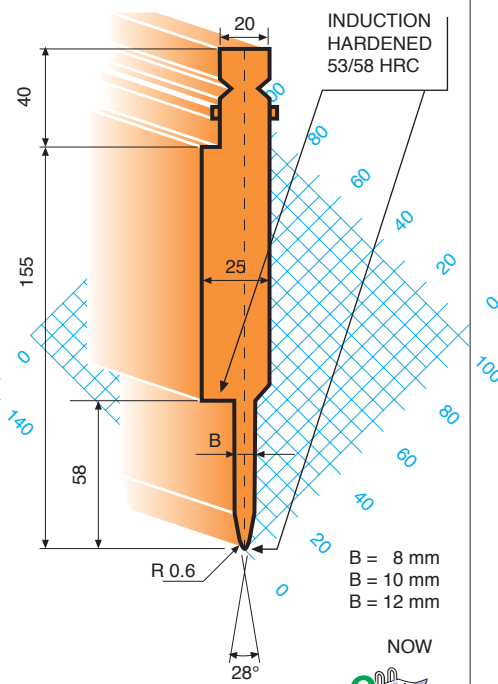
★★ 1318 / T / 26° / R1



AT SOONEST
24h

SOLID 100 T / m

★★ 1333 / T / 28° / R0.6



B = 8 mm
B = 10 mm
B = 12 mm

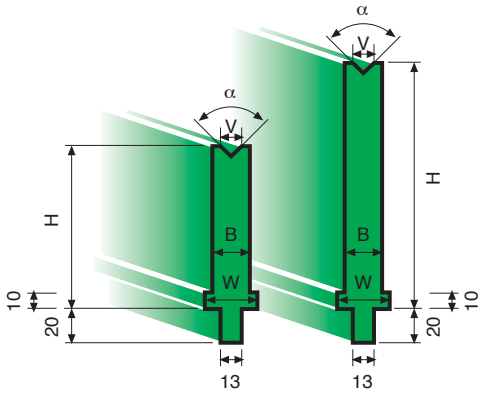


AT SOONEST
24h



SOLID 70 T / m

Matrici tipo Wila / Trumpf Lower Tools Wila / Trumpf system

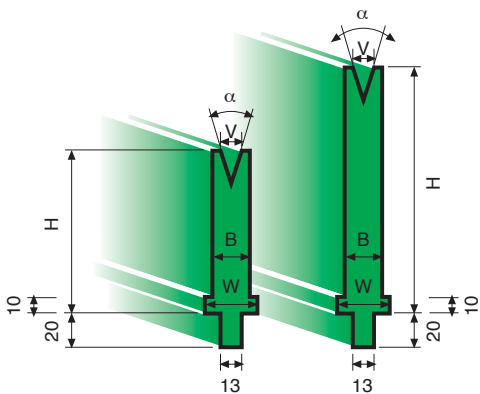
★★ 2300 / T / 86° / V / H





V	α	H (mm)	W (mm)	B (mm)	T / MT
6	86°	100	20	20	40
		100	20	10	24
		150	25	20	40
8	86°	100	20	20	40
		100	20	12	35
		150	25	20	40
10	86°	100	20	20	50
		100	20	14	38
		150	25	20	50
12	86°	100	25	25	50
		100	25	16	40
		150	25	25	50
16	86°	100	30	30	70
		150	30	30	70
20	86°	100	30	30	70
		150	30	30	70
24	86°	100	35	35	70
		150	35	35	70
30	86°	100	45	45	75
		150	45	45	75
40	86°	100	55	55	120
		150	55	55	120
50	86°	100	75	75	150
		150	75	75	150

NOW

 AT SOONEST


★★ 2300 / T / 30° / V / H



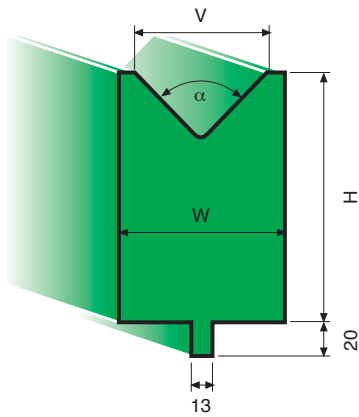
V	α	H (mm)	W (mm)	B (mm)	T / MT
6	30°	100	20	20	40
		100	20	12	17
		150	25	20	40
8	30°	100	20	20	40
		100	20	14	17
		150	25	20	40
10	30°	100	20	20	40
		100	20	16	20
		150	25	20	40
12	30°	100	25	25	40
		100	25	18	20
		150	25	25	40
16	30°	100	30	30	50
		150	30	30	50
20	30°	100	35	35	60
		150	35	35	60
24	30°	100	40	40	65
		150	40	40	65

NOW

 AT SOONEST


Abkantwerkzeuge in bester Qualität, induktionsgehärtet -
Arbeitsflächen geschliffen. Mat.: UNI EN 100083/1 - ISO 683
- (42CrM04) - (53-60 HRC)★★

Outils de pliage de qualité supérieure trempés par induction
avec faces principales rectifiées. Mat.: UNI EN 10083/1 - ISO
683 - (42CrM04) - (53-60 HRC)★★

★★ 2300 / T / 80° / V / H

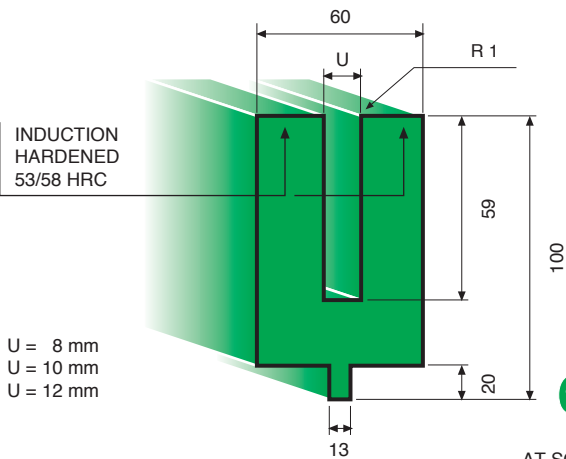


V	α	H (mm)	W (mm)	T / MT
60	80°	100	75	150
70	80°	100	85	150
80	80°	100	100	150
90	80°	120	110	150
100	80°	120	120	150

NOW
6 weeks

AT SOONEST
24h

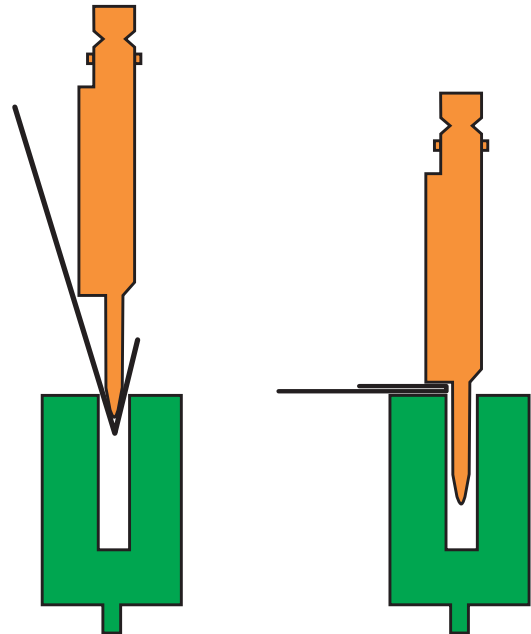
★★ 2300 / T



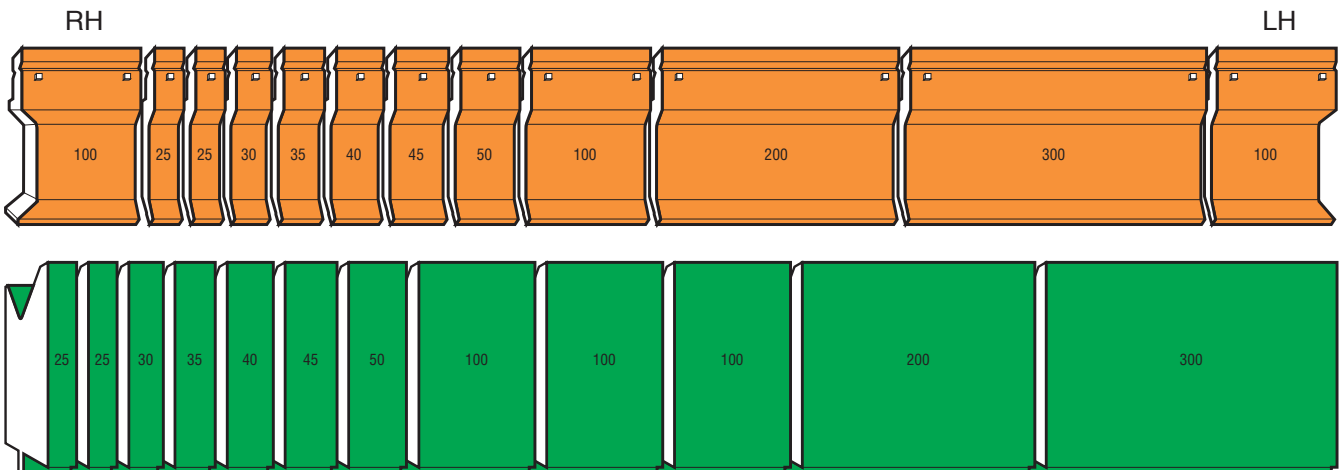
U = 8 mm
U = 10 mm
U = 12 mm

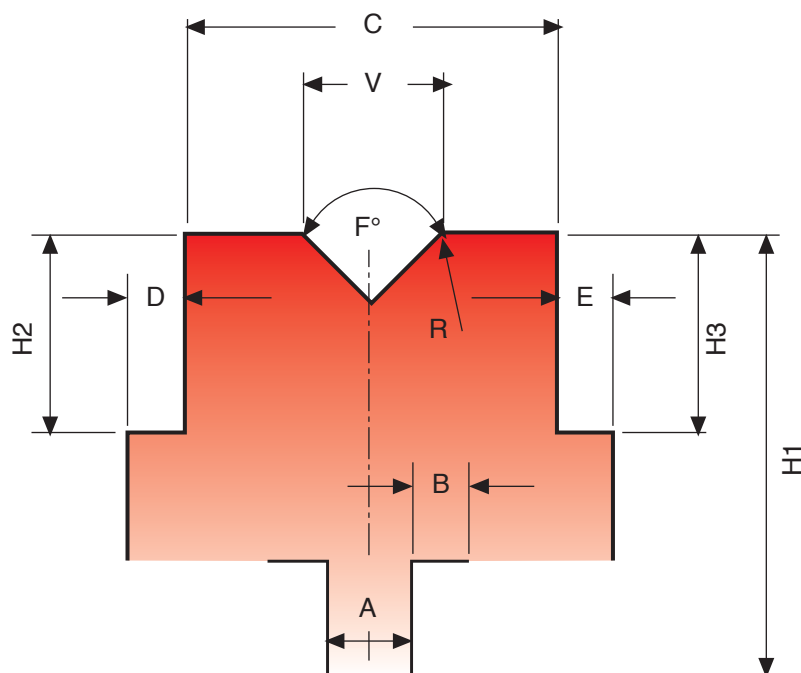
NOW
6 weeks

AT SOONEST
24h



Frazionatura standard per 1050 mm • Standard sectioning for 1050 mm
Standard Sektionierung für 1050 mm • Fractionnement standard pour 1050 mm





Per ogni vostra richiesta di matrici speciali, vogliate indicare:

- Altezza totale H1, H2 e H3;
- Dimensioni A, B, C, D, E e raggio R;
- Numero e disposizione delle cave da eseguire;
- Larghezza delle cave V;
- Gradi delle cave F°;
- Lunghezza e frazionati;

For any enquiry on special dies, please state:

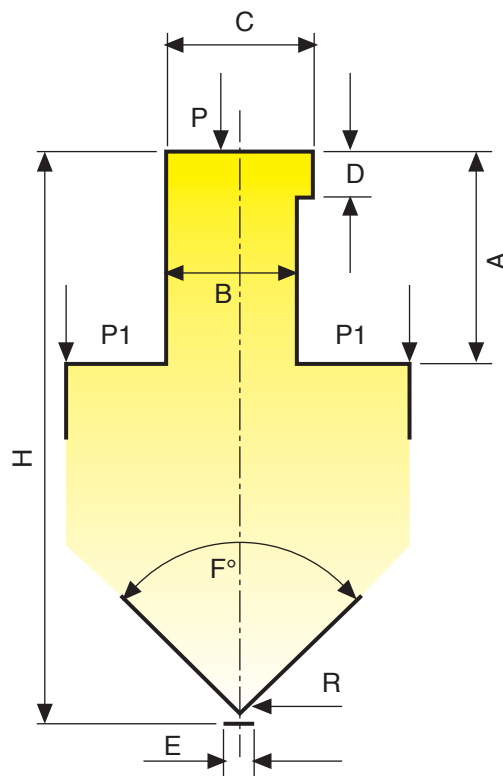
- Total height H1, H2 and H3;
- Dimensions A, B, C, D, E and radius R;
- Number and position of grooves;
- Width of grooves V;
- Degrees on grooves F°;
- Length and segmented;

Bei Anfrage von Sondermatrizen nennen Sie uns bitte folgende Daten:

- Gesamte Höhe: H1, H2 und H3;
- Abmessung: A, B, C, D, E und Radius r;
- Anzahl und Position der V-Öffnungen;
- Öffnungsbreite: V;
- Öffnungsmaß: V; F°;
- Länge und Teilung;

Pour ex cution particuli re, les valeurs suivantes sont n cessaires:

- Hauteur totale H1, H2 et H3;
- Dimensions A, B, C, D, E et rayon R;
- Nombre et position des "v";
- Grandeur du/des V;
- Angle du/des "v" F°;
- Longueur et fractionnement;



Per ogni vostra richiesta di punzoni speciali, vogliate indicare:

- Altezza totale H;
- Misure dell'attacco A - B - C - D;
- Gradi della punta F° ;
- Misura del piano in punta E, oppure del raggio R;
- Se la pressa spinge in P o in P1;
- Lunghezza e frazionati;

For any enquiry on special tools, please state:

- Total height H;
- Dimensions of tongue A - B - C - D;
- Degrees on the nose F_i ;
- Measure of flat on E or radius R;
- Whether the press-brake presses on P or P1;
- Length and segmented;

Bei Anfrage von Sonderstempeln nennen Sie uns bitte folgende Daten:

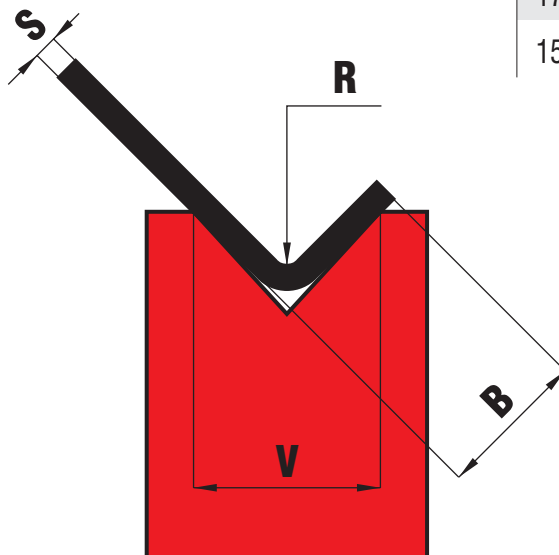
- Gesamte Höhe: H;
- Abmessungen: A - B - C - D;
- Winkel an der Spitze F° ;
- Fase E oder Radius r;
- Biegekraft auf P oder P1;
- Länge und Teilung;

Pour ex cution particuliere, les valeurs suivantes sont n cessaires:

- Hauteur totale H;
- Dimensions de la fixation A - B - C - D;
- Angle de la pointe F_i ;
- Plat ou rayon R de la pointe;
- Force de pliage en P ou P1;
- Longueur et fractionnement;

Tabella di piegatura
Bending Table
Abkantabelle
Abaque de pliage

V	R	B	S	0.5	0.8	1	1.2	1.5	1.8	2	2.5	3	4	5	6	8	10	12	15	20	25	
4	0.7	2.6		4	10.5																	
6	1	4		3.5	6	10	13															
8	1.5	5.2		2	5.5	8	11.5	18														
10	1.7	6.5			4.1	6.5	9.5	14.5	21	26												
12	2	7.8				5.5	8	12	17.5	21.5	33.5											
16	2.7	10.4					6	9	13	16	25	36										
20	3.4	13						7.5	10.5	13	20	29	52									
25	4.2	16							8.5	10.5	16	23	41	64								
30	5	20									14	19	34	54	77							
35	6	23										17	30	46	66							
40	7	26										15	26	40	58	103						
45	7.5	29											23	36	52	91						
50	8.5	32											21	32	46	82	128					
55	9	36												30	42	75	117					
60	10	39												27	39	69	107					
65	10.8	42												25	36	63	99	142				
70	11.7	45													33	59	92	132				
75	12.5	49													31	55	86	123				
80	13.5	52													29	52	80	116	180			
85	14	55														49	76	109	170			
90	15	58														46	71	103	160			
100	17	65														41	64	93	144	256		
110	18.5	71															59	84	131	233		
120	20	78															54	77	120	213	333	
140	24	91																66	103	183	286	
170	29	110																	55	85	151	235



V = (mm)

R = (mm)

B = (mm)

S = (mm)

F = (KN/m)

Forza di piegatura al metro per materiale con resistenza di 400 N/mm². Per resistenza di 800 N/mm² (Inox) moltiplicare la forza per 2.

Bending force per meter for material tensile strength of 400 K/mm². For tensile strength of 800 N/mm² (Inox) multiply the bending force by 2.

Biegekraft pro Meter für eine Materialfestigkeit von 400 N/mm². Für eine Festigkeit von 800 N/mm² (Inox), bitte die Biegekraft verdoppeln.

Force de pliage par m tre pour une mati re ayant une r sistance de 400 N/mm². Pour une r sistance de 800 N/mm² (Inox) multiplier la force par 2.

Safety warning

ATTENZIONE! Gli utensili per presse piegatrici esposti in questo catalogo dovranno essere rigorosamente utilizzati secondo le norme di sicurezza in vigore in Europa o nei paesi d'esportazione e di utilizzazione.

Questi utensili non dovranno essere utilizzati su macchine prive di sistema di sicurezza atto a prevenire l'introduzione delle mani o d'altra parte del corpo nello spazio aperto tra un utensile e l'altro.

L'utilizzatore di tali utensili è responsabile del funzionamento e del rispetto delle norme di sicurezza atte a prevenire possibili incidenti.

SAFETY WARNING! *The press brake tools shown in this catalog should be used in strict compliance with all European safety standards.*

Press brake tools are never intended to be used in equipment without a means provided for preventing any and all body parts from entering or remaining in the die space at any time. It is the user's responsibility to make certain that point of operation protection is effective and that all applicable safety requirements are met.

SICHERHEITSHINWEIS! Die in diesem Katalog gezeigten Abkantwerkzeuge dürfen nur entsprechend den geltenden Sicherheitsbestimmungen im Land des Anwenders eingesetzt werden. Abkantwerkzeuge dürfen nur in Maschinen eingesetzt werden, die Schutzvorrichtungen aufweisen, die den Körper oder Körperteile vor Quetschungen und Scherungen zu jedem Zeitpunkt wirksam schützen.

Die Verantwortung dafür liegt beim Anwender, der sicher stellen muss, dass alle notwendigen Sicherheitssysteme an der Maschine angebaut und funktionstüchtig sind.

MISE EN GARDE DE SECURITE! *Les outils de pliage figurant dans ce catalogue doivent être utilisés strictement selon les lois de sécurité en vigueur localement et dans le pays d'utilisation.*

Ces outils ne doivent pas être utilisés dans des machines qui ne possèdent pas de sécurité afin de protéger l'utilisateur contre la possibilité que ses mains ou autres parties de son corps puissent se trouver entre les outils.

L'utilisateur est responsable du fonctionnement de la surveillance de sécurité des points d'outils et autres sécurités sur la machine.


EURAM si riserva il diritto di modificare od annullare in qualsiasi momento specifiche di produzione, materiali o prezzi senza preavviso o particolari obblighi.

EURAM reserves the right to discontinue or change at any time specifications, materials, or price without prior notice or obligation.


EURAM behält sich jederzeit vor, ohne Verpflichtung und Vorankündigung Änderungen der Spezifikationen, Materialien und Preise der Abkantwerkzeuge vorzunehmen.

EURAM se réserve tout moment le droit, sans notice préalable ou obligation, d'arrêter ou de changer la spécification, la matière ou les prix.


Notes




Notes




Notes




Notes



Notes



Notes





Tooling distributed in:

ARGENTINA - AUSTRALIA - AUSTRIA
BELGIUM - BRASIL - BULGARIA
CANADA - CHILE - CHINA - COLOMBIA - CROATIA - CZECH REPUBLIC
DENMARK - EQUADOR - ESTONIA
FINLAND - FRANCE
GERMANY - GREECE
HONG KONG - HUNGARY
ICELAND - INDIA - IRAN - IRELAND - ITALY - JORDAN
KENYA - KOREA - KUWAIT - LATVIA - LETTONIA - MEXICO
NETHERLANDS - NEW ZEALAND - NIGERIA - NORWAY
PHILIPPINES - POLAND - PORTUGAL
ROMANIA - RUSSIA
SAUDI ARABIA - SERBIA - SINGAPORE - SYRIA - SLOVAKIA - SLOVENJA
SOUTH AFRICA
SPAIN - SWEDEN
SWITZERLAND
TAIWAN (R.O.C.) - THAILAND - TRINIDAD & TOBAGO - TURKEY
UKRANIA - UNITED KINGDOM
UNITED STATES OF AMERICA
VENEZUELA



E U R A M

EURAM Italiana srl

HEAD OFFICE:

43100 PARMA (Italy) - 13 A, Traversante S. Leonardo

Phone ++39 0521 776545 - Fax ++39 0521 776353

E-Mail: euram@euram.it Internet: www.euram.it

COLLECTING POINT: Interporto di Parma

CEPIM - 43010 Bianconese - Parma - Italy



